



Iron Plains® Rectangle Wading Pool®

Vessel bathroom sink
K-5400-P5

Features

- Rectangular basin.
- Overflow drain.
- Iron Black painted underside.

Material

- KOHLER® enameled cast iron.

Installation

- No faucet holes; requires wall- or counter-mount faucet.
- Vessel.

Recommended Products/Accessories

K-23726 Drain treatment
K-23725 Cast iron cleaner

Optional Products/Accessories

52047 Clamp Accessory Pack, 4 Ea.

Included Components

Additional Components:
1193643 Basin clamps



ADA

CSA B651

Codes/Standards












ASME A112.19.1/CSA B45.2
ADA
ICC/ANSI A117.1
CSA B651

Lifetime Limited Warranty for KOHLER® Cast Iron Components

See website for detailed warranty information.

Available Colors/Finishes

Color tiles intended for reference only.

Color	Code	Description
	0	White
	FF	Sea Salt™
	96	Biscuit
	FD	Cane Sugar™
	NY	Dune
	G9	Sandbar
	K4	Cashmere
	FT	Basalt
	20	Suede
	KA	Black 'n Tan
	7	Black Black™

1-800-4KOHLER (1-800-456-4537)

Kohler Co. reserves the right to make revisions without notice to product specifications.

For the most current Specification Sheet, go to www.kohler.com.

10-8-2020 04:56 - US/CA

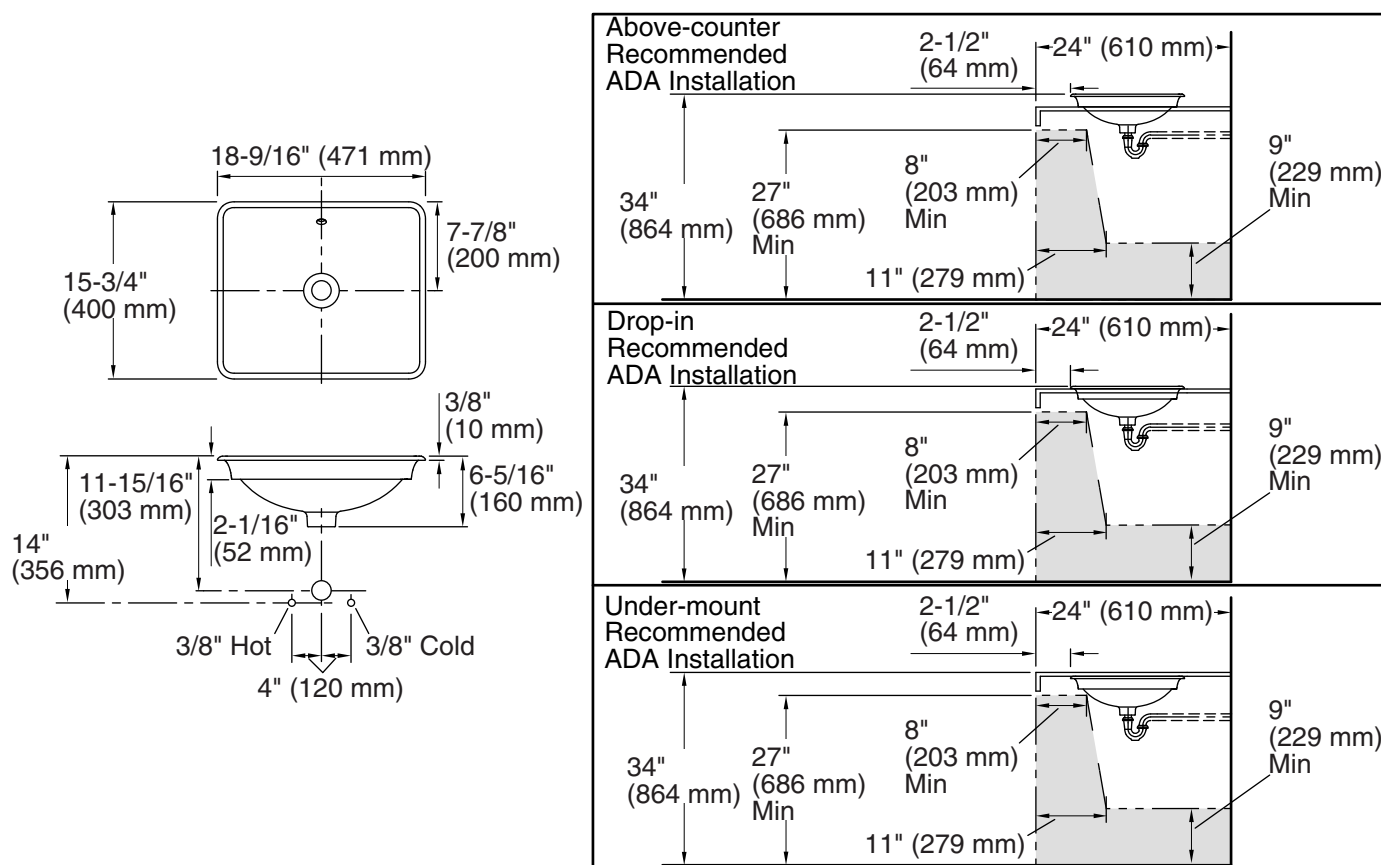
THE BOLD LOOK
OF **KOHLER**®



Iron Plains® Rectangle Wading Pool®

Vessel bathroom sink

K-5400-P5



Technical Information

All product dimensions are nominal.

Bowl configuration: Single

Installation: Vessel

Bowl area (Only): Length: 17-1/2" (445 mm)
Width: 14-3/4" (375 mm)
Bowl depth: 4-9/16" (116 mm)
With overflow: Yes
Water depth: 2-15/16" (74 mm)

With overflow: Yes

Template: 1222632-7, required, included

Notes

Install this product according to the installation instructions.

NOTICE: Countertop manufacturer or cutter must use the cut-out template provided with the product, or a current one provided by Kohler Co. (call 1-800-4-KOHLER). Kohler Co. is not responsible for cutout errors when the incorrect cut-out template is used.

ADA, CSA B651 compliant when installed to the specific requirements of these regulations.