



Underscore® 5' BubbleMassage™ Bath K-5702-G



Features

- Dual lumbar supports two-person bathing by offering comfort at both ends.
- Center drain.
- Slotted overflow allows for deep soaking. Requires K-7271 or K-7272 Clearflo slotted overflow bath drain (sold separately).
- 118-122 BubbleMassage™ airjets.
- Variable-speed blower lets you adjust massage intensity to 18 levels.
- Wide ledge on one side is ideal for deck-mount faucet and/or handshower.

Material

- Acrylic

Hydrotherapy

- 118-122 BubbleMassage™ airjets.

Installation

- Freestanding
- Freestanding

Required Accessories

K- 7271 Brass Slotted Overflow Bath Drain

or

K- 7272 PVC Slotted Overflow Bath Drain

Recommended Accessories

K- 24916 Wireless Music Kit



Codes/Standards

ASME A112.19.7/CSA B45.10

CSA B45.5/IAPMO Z124

UL 1795

Greenguard UL 2818 - Gold






CARB P2

KOHLER® One-Year Limited Warranty

See website for detailed warranty information.

Available Color/Finishes

Color tiles intended for reference only.

Color	Code	Description
	0	White
	96	Biscuit
	47	Almond
	NY	Dune
	G9	Sandbar

USA/Canada: 1-800-4KOHLER (1-800-456-4537)

Kohler Co. reserves the right to make revisions without notice to product specifications.

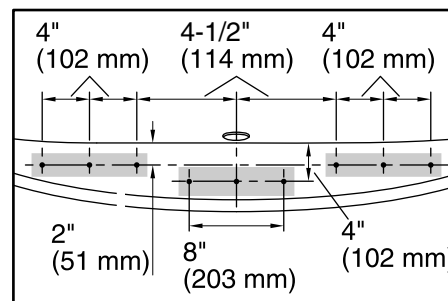
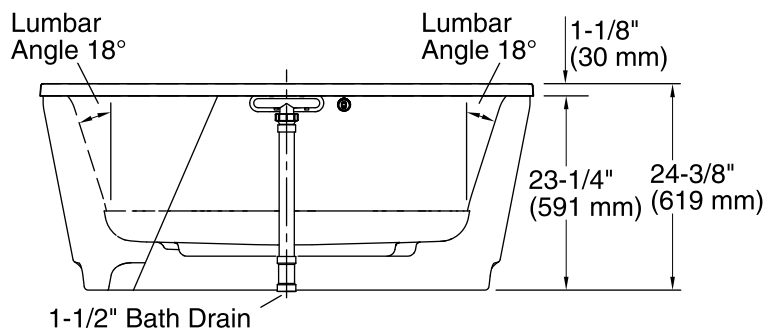
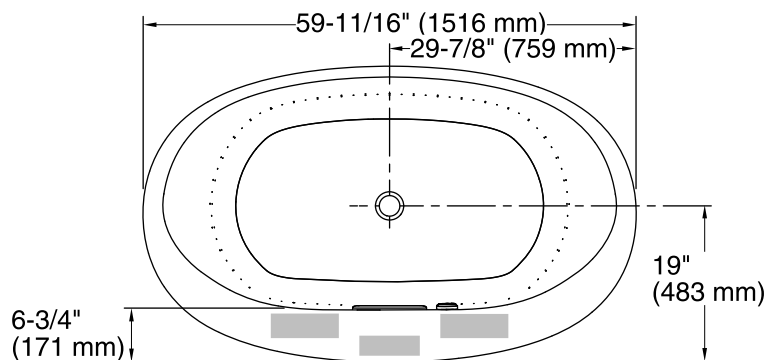
For the most current Specification Sheet, go to www.kohler.com.

3-28-2016 03:23

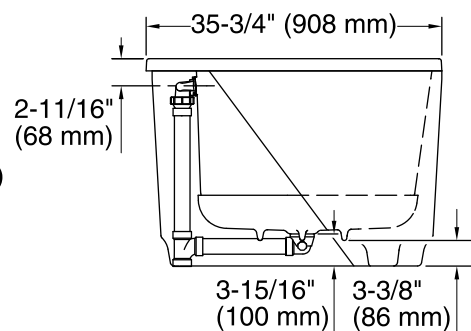
THE BOLD LOOK
OF **KOHLER**®

No change in measurements if connected with drain illustrated. (K-7272)

Faucet area.



**Faucet Hole Locations
(For KOHLER® Brand Only)**



Required Electrical Service

One dedicated circuit required, protected with Class A Ground-Fault Circuit-Interrupter (GFCI) or Residual Current Device (RCD).

Blower: 120 V, 15 A, 60 Hz

Technical Information

All product dimensions are nominal.

Installation: Freestanding

Drain location: Center

Basin area, bottom: 43" x 25-5/8" (1093 mm x 651 mm)

Basin area, top: 55-9/16" x 28-3/8" (1411 mm x 720 mm)

Weight: 94.5 lbs (42.9 kg)

Minimum floor load: 45.4 lbs/ft² (221.7 kg/m²)

Water depth: 16-5/16" (415 mm)

Water capacity: 72.017 gal (272.6 L)

Template: Footprint, 1265462, not required, not included

Electrical component rating: Blower: 120 V, 10 A, 60 Hz, 300 W

Blower speed: Variable

Notes

Measure your actual product for rough-in details.

Install this product according to the installation instructions.

The hot water supply should be 70% of the capacity of the bath or greater. Installations will vary.

Remote blower installation is required. Relocation kit is included.