



# Conical Bell®

Above-counter/Wall-mount Bathroom Sink  
**K-14222-WG**

## Features

- Vitreous china.
- Above-counter or Wall-mount.
- No faucet holes; requires wall- or counter-mount faucet.
- Round bowl basin.
- Without overflow.
- KOHLER Artist Editions designs.
- Water's Grove™ design.
- 16-1/4" (413 mm) diameter.

## Recommended Accessories

K- 7114 Pop-Up Drain  
K- 7129 Drain  
K- 9018 P-Trap  
K- 9655 Wall-mount Bracket

## Components

Additional included component/s: Adjustable linkage.



ADA

CSA B651

## Codes/Standards




ASME A112.19.2/CSA B45.1  
ADA  
ICC/ANSI A117.1  
CSA B651

## KOHLER® One-Year Limited Warranty

See website for detailed warranty information.

## Available Color/Finishes

*Color tiles intended for reference only.*

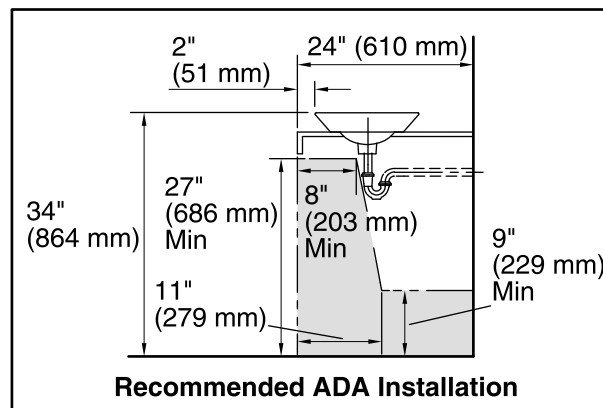
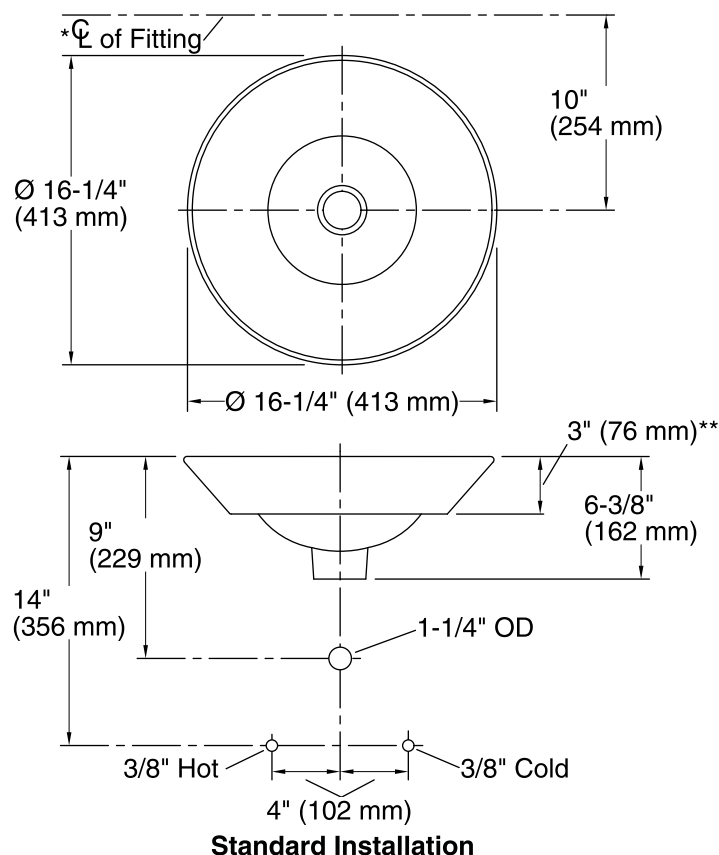
Color	Code	Description
	0	White
	W2	Earthen White
	K5	Translucent Cashmere



# Conical Bell®

## Above-counter/Wall-mount Bathroom Sink

### K-14222-WG



### Technical Information

All product dimensions are nominal.

Bowl configuration: Single

Installation: Above-counter, Wall-mount

Bowl area (Only) Diameter: 15-7/8" (403 mm)  
Water depth: 4-1/4" (108 mm)

Drain hole: 1-3/4" (44 mm)

Template: Above-counter, 1002980-7, required, included

### Notes

Install this product according to the installation guide.

\*Spout must be 5" (127 mm) long (min) for adequate clearance into the bathroom sink when installed with centerline as shown.

NOTICE: Countertop manufacturer or cutter must use the cut-out template provided with the product, or a current one provided by Kohler Co. (call 1-800-4-KOHLER). Kohler Co. is not responsible for cut-out errors when the incorrect cut-out template is used. zaa56123

ADA, CSA B651 compliant when installed to the specific requirements of these regulations.