



# Centerpiece®

## Drop-in Bathroom Sink

### K-2264

#### Features

- Vitreous china.
- Drop-in.
- Oval basin with beveled ledge.
- Without overflow.
- No faucet holes; requires wall- or counter-mount faucet.
- 25" (635 mm) x 17" (432 mm).

#### Recommended Accessories

K- 8998 P-Trap

#### Components

Additional included component/s: Adjustable linkage, and Cutout template.



ADA

#### Codes/Standards

ASME A112.19.2/CSA B45.1

ADA




ICC/ANSI A117.1

#### KOHLER® One-Year Limited Warranty

See website for detailed warranty information.

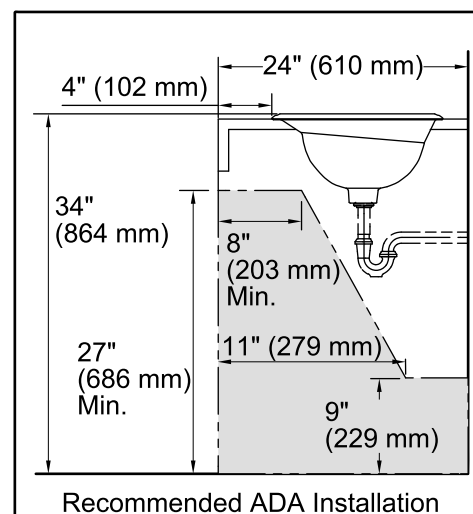
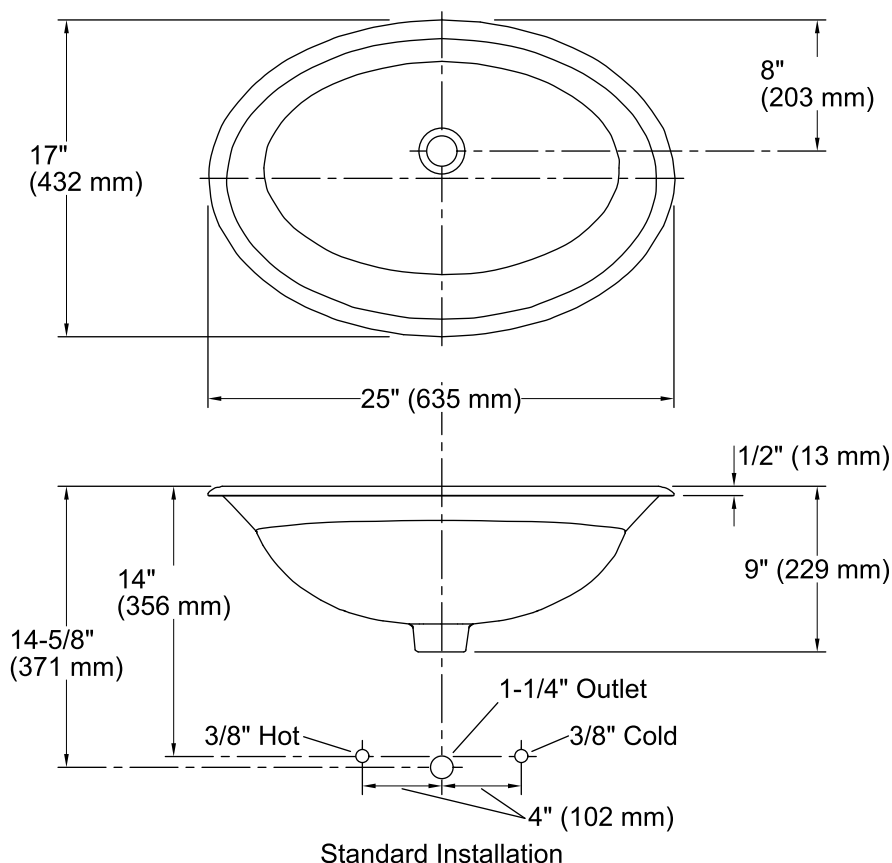
#### Available Color/Finishes

*Color tiles intended for reference only.*

Color	Code	Description
	0	White
	96	Biscuit
	47	Almond

# KOHLER®

## Centerpiece® Drop-in Bathroom Sink K-2264



### Technical Information

All product dimensions are nominal.

Bowl configuration: Single

Installation: Drop-In

Bowl area (Only) Length: 23" (584 mm)  
Width: 15" (381 mm)  
Water depth: 7" (178 mm)

Drain hole: 1-3/4" (44 mm)

Template: Drop-in, 114809-7, required, included

### Notes

Install this product according to the installation guide.

4-5/8" (117 mm) minimum faucet spout length needed to reach over rim into basin.

**NOTICE:** Countertop manufacturer or cutter must use the cut-out template provided with the product, or a current one provided by Kohler Co. (call 1-800-4-KOHLER). Kohler Co. is not responsible for cutout errors when the incorrect cutout template is used.

ADA compliant when installed to the specific requirements of these regulations.