



2000 Series Inverted Bucket Steam Trap

All Stainless Steel With 360° Connector

For Pressures to 650 psig (45 bar)...Capacities to 1,300 lb/hr (590 kg/hr)

Description

With the 2000 Series' 360° universal connector, you can install inverted bucket efficiency and long service life in any piping configuration with little or no repiping. You get the reliability of the inverted bucket operating principle, plus all the benefits of all-stainless steel construction:

- A sealed, tamperproof package
- A compact, lightweight trap
- The ability to withstand freeze-ups without damage
- Exceptional corrosion resistance
- A three-year guarantee against defective materials, defective workmanship.

2000 Series steam traps combine savings in three important areas: energy, installation and replacement. The 360° universal connector provides quick, easy in-line replacement along with all the proven advantages of inverted bucket operation.

Also available with optional IS-2 integral strainer connector.

Maximum Operating Conditions

Maximum allowable pressure (vessel design):

Model 2010, 2011:	400 psig @ 800°F (28 bar @ 427°C)
Model 2022:	650 psig @ 600°F (45 bar @ 315°C)
	627 psig @ 700°F (43 bar @ 371°C)
	600 psig @ 800°F (41 bar @ 427°C)

Maximum operating pressure:

Model 2010:	200 psig (14 bar)
Model 2011:	400 psig (28 bar)
Model 2022:	650 psig (45 bar)

Connections

Screwed NPT and BSPT
Socketweld
Flanged (consult factory)

Materials

Body:	ASTM-A 240 Grade 304L
Internals:	All stainless steel—304
Valve and seat:	Hardened chrome steel—17-4PH or Titanium
Connector body (std & IS-2):	Stainless steel—304

Options

- Insu-Pak™ insulation for Models 2010/2011
- Stainless steel pop drain for Models 2011/2022
- Probe connection for Models 2011/2022
- Strainer blowdown valve for IS-2 connector
- Wiggle wire

360° Connector Styles

- Standard connector
- IS-2 connector with integral strainer
- IS-2 connector with integral strainer with blowdown valve

Specification

Inverted bucket steam trap, type ... in all stainless steel, freeze resistant, with 360° universal connector, having continuous air venting at steam temperature, free-floating stainless steel mechanism, and orifice at the top of the trap.

How to Order

Specify:

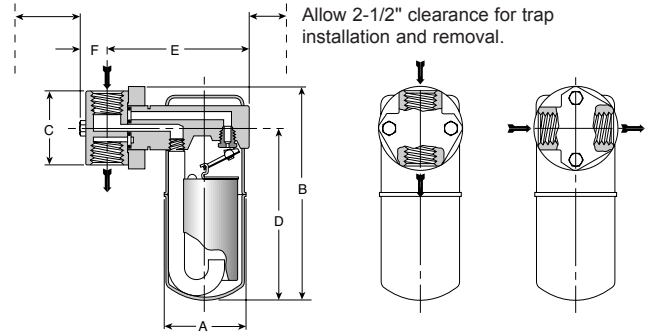
- Model number
- Size and type of pipe connection
- Type of 360° connector (with or without strainer)
- Maximum working pressure that will be encountered or orifice size
- Any options required

For a fully detailed certified drawing, refer to:

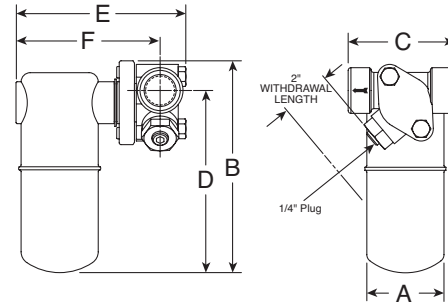
2000 Series with Standard Connector **CD #1003**

2000 Series with IS-2 Connector **CD #1113**

Allow 2-1/2" clearance for bolt installation and removal.



Model 2011 Trap With Standard Connector



Series 2010-2022 With IS-2 Connector

2000 Series Traps With Standard Connector						
Model No.	2010		2011		2022	
	in	mm	in	mm	in	mm
Pipe Connections	1/2, 3/4	15, 20	1/2, 3/4	15, 20	1/2, 3/4	15, 20
"A" (Diameter)	2-11/16	68	2-11/16	68	3-7/8	98
"B" (Height)	6	152	6-15/16	176	8-11/16	221
"C" (Face to Face)	2-3/8	60	2-3/8	60	2-3/8	60
"D" (Bottom to \varnothing)	4-19/32	117	5-9/16	141	7-3/8	187
"E" (\varnothing to Outside)	4-9/16	115	4-9/16	115	5-3/4	146
"F" (\varnothing to Bolt)	1	25	1	25	1	25
Weight lb (kg)	4-1/4 (1.9)		4-1/2 (2.0)		7 (3)	

2000 Series Traps With IS-2 Integral Strainer Connector

Model No.	2010				2011				2022			
	in	mm	in	mm	in	mm	in	mm	in	mm	in	mm
Pipe Connections	1/2, 3/4	15, 20	1	25	1/2, 3/4	15, 20	1	25	1/2, 3/4	15, 20	1	25
"A" (Diameter)	2-11/16	68	2-11/16	68	2-11/16	68	2-11/16	68	3-7/8	98	3-7/8	98
"B" (Height)*	6	152	6	152	6-15/16	176	6-15/16	176	8-11/16	221	8-11/16	221
"C" (Face to Face)	3-1/2	89	4	102	3-1/2	89	4	102	3-1/2	89	4	102
"D" (Bottom to \varnothing)*	5	127	5	127	6	152	6	152	7-3/4	197	7-3/4	197
"E" (Outside to Bolt)	5-1/2	140	5-11/16	144	5-1/2	140	5-11/16	144	6-11/16	170	6-7/8	175
"F" (\varnothing to Outside)	4-5/8	117	4-13/16	122	4-5/8	117	4-13/16	122	5-13/16	148	6	152
Weight lb (kg)	4-3/4 (2.2)		5-1/4 (2.4)		5 (2.3)		5-1/2 (2.5)		7 (3)			

*Add 1/2" (15 mm) to "B" and "D" dimensions when optional probe connection is required.

Designs, materials, weights and performance ratings are approximate and subject to change without notice. Visit www.armstronginternational.com for up-to-date information.

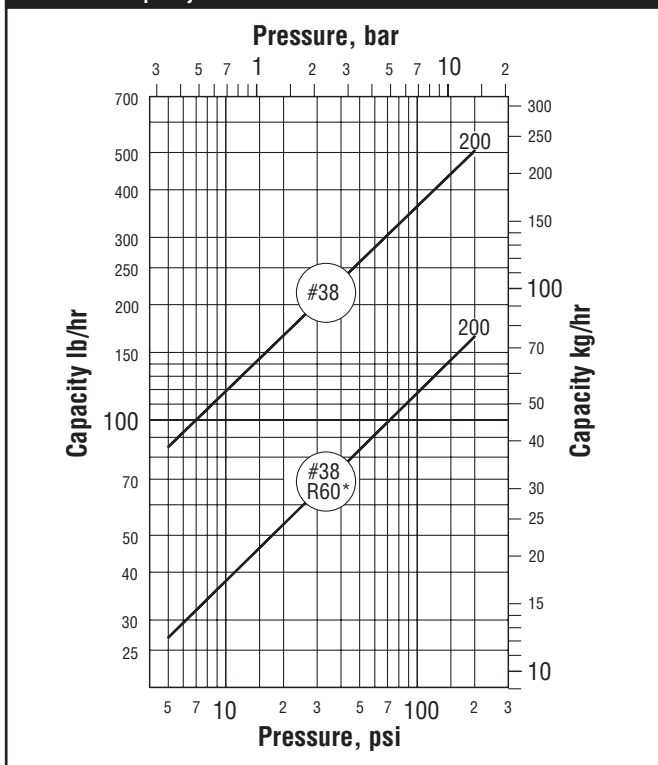
2000 Series Inverted Bucket Steam Trap

All Stainless Steel With 360° Connector

For Pressures to 650 psig (45 bar)...Capacities to 1,300 lb/hr (590 kg/hr)



Model 2010 Capacity



*NOTE: Because the orifice is located at the top, inverted bucket steam traps handle dirt and scale better than other types of traps. However, in applications where extremely dirty conditions exist, care should be exercised in the use of all types of restricted-orifice, reduced-capacity traps.

Connectors

Besides the inverted bucket traps, the standard connector, IS-2 connector, and TVS-4000 connector with integral strainer can also be used on thermostatic, thermostatic wafer and disc traps.

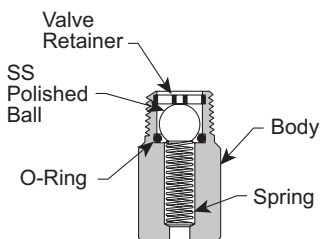


**CD-3300 Disc Trap
With IS-2 Integral Strainer Connector**

Options

Pop Drain for Freeze Protection

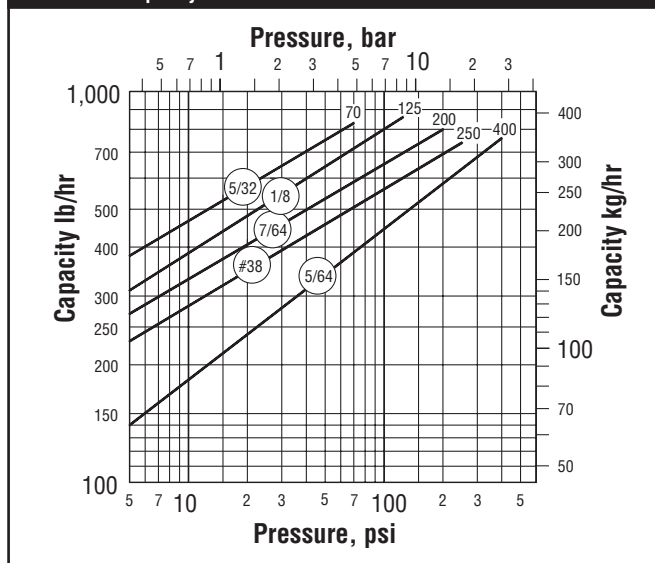
In general, a properly selected and installed Armstrong trap will not freeze as long as steam is coming to the trap. If the steam supply is shut off, a pop drain should be used to automatically drain the trap. Stainless steel pop drain available for Models 2011 and 2022.



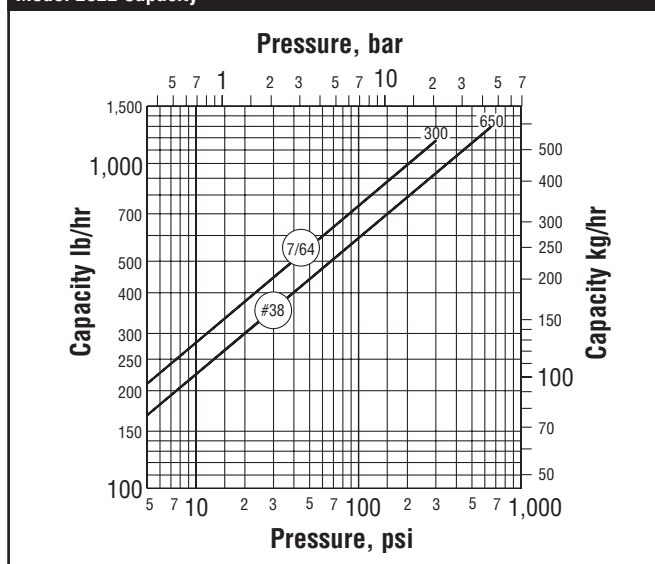
Maximum Operating Conditions

Pressure: 600 psig (41 bar)
Temperature: 350°F (177°C)

Model 2011 Capacity



Model 2022 Capacity



Insu-Pak

Now you can insulate the in-line traps in your plant without complicating regular trap maintenance. Insu-Pak, a simple reusable insulation package, cuts the time and cost of in-field installation because it goes on in a snap. And it comes off just as easily. The Insu-Pak can prevent trap freeze-up when used with a properly designed condensate manifold. Designed for use with Model 2010 and Model 2011 traps.



Probe connections are available for trap monitoring for Models 2011 and 2022.

Designs, materials, weights and performance ratings are approximate and subject to change without notice. Visit www.armstronginternational.com for up-to-date information.