

Features

- Response™ technology provides reliable touchless on/off operation through a state-of-the-art sensor that responds in 20 milliseconds.
- Precision activation window helps prevent false activations.
- Two-function pull-down sprayhead allows you to switch from stream to Sweep™ spray.
- Sweep™ spray features specially angled nozzles that form a wide, powerful blade of water to sweep your dishes and sink clean.
- DockNetik™, a magnetic docking system located within the spout, smoothly glides and securely locks the sprayhead into place.
- Ceramic disc valves exceed industry longevity standards, ensuring durable performance for life.
- ProMotion® technology's light, quiet braided hose and swiveling ball joint make the pull-down sprayhead easier and more comfortable to use.
- MasterClean™ sprayface features an easy-to-clean surface that withstands mineral buildup.
- High-arch spout offers superior clearance for filling pots and cleaning.
- Single lever handle is simple to use and makes adjusting water temperature easy.
- Temperature memory allows faucet to be turned on and off at the temperature set during prior usage.
- 290° spout rotation
- AC-powered operation - no batteries to replace.
- LED light indicates faucet is operational and ready to go.
- 1.8 gpm (gallons per minute) maximum flow rate at 60 psi.
- Meets CalGreen requirements for kitchen faucets.

Material

- Premium metal construction.
- KOHLER finishes resist corrosion and tarnishing.

Installation

- For single-hole installation. (3-hole escutcheon available, sold separately model number K-99272.)
- Flexible Supply lines simplify installation.
- If a 120 Volt, unswitched power outlet is not located within 5-feet of the faucet use Service part number 1203620 (power supply extension cable).

Adapters, Rough-in and Extension Kits

1012715 Range: 3-1/4" (83 mm) - 5-3/8" (137 mm)

Recommended Accessories

1167289 1.5 GPM [5.7 l/min] Low Flow Kit
1203620 Power Supply Cable Extension



ADA

Codes/Standards





ASME A112.18.1/CSA B125.1
NSF 61
NSF 372
DOE - Energy Policy Act 1992
ADA
ICC/ANSI A117.1
All applicable US Federal and State material regulations

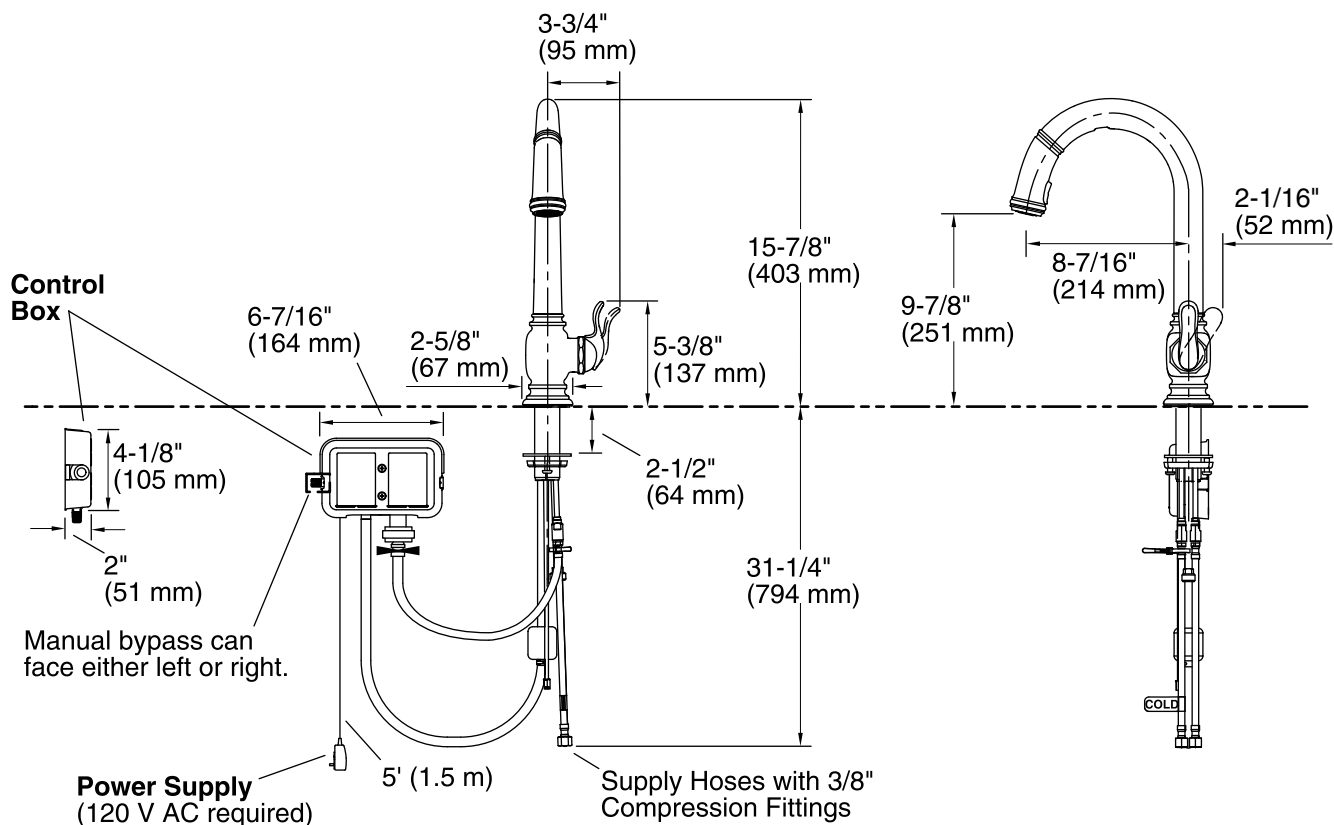
KOHLER® Electronic Faucets, Valves, and Controls - Five-Year Limited Warranty

See website for detailed warranty information.

Available Color/Finishes

Color tiles intended for reference only.

Color	Code	Description
	CP	Polished Chrome
	SN	Vibrant® Polished Nickel
	VS	Vibrant® Stainless
	2BZ	Oil-Rubbed Bronze



Required Electrical Service

One dedicated circuit required, protected with Class A Ground-Fault Circuit-Interrupter (GFCI) or Residual Current Device (RCD).

120 V, 50/60 Hz

Technical Information

All product dimensions are nominal.

Spout reach: 8-7/16" (214 mm)

Faucet:

Flow rate: 1.8 gal/min (6.8 l/min)

Pressure: 60 psi (4.1 bar)

Notes

Install this product according to the installation guide.

REQUIRED: Unswitched power outlet (120 V AC) located below the sink and within 5' (1.5 m) of the control box. (Garbage disposals typically use switched outlets and are not recommended.)

If a 120 Volt, unswitched power outlet is not located within 5' (1.5 m) of the faucet use Service part number 1203620 (power supply extension cable).

ADA compliant when installed to the specific requirements of these regulations.