



Highline®
 Comfort Height® Two-piece Toilet
K-5296

Features

- Vitreous china.
- Comfort Height® Round-front bowl.
- Class Five® flushing system.
- Includes left-hand polished chrome trip lever.
- 1.28 gpf (4.8 lpf).
- 2-1/8" (54 mm) fully glazed trapway.
- 12" (305 mm) rough-in.
- Less seat and supply line.
- 10.5" (267 mm) x 8.25" (210 mm) water area.
- 27-3/4" (705 mm) x 19-3/8" (498 mm) x 30-3/8" (772 mm).
- Floor mount / Floor outlet.

Optional Accessories

- K-4639 Toilet Seat
- K-7637 Angle Supply with Stop (single)

Components

Product includes:
 K-5393 Comfort Height® Round-Front Bowl
 K-4436 Toilet Tank
 Additional included component/s: Tank cover, Trip lever, and Floor mounting kit.



Codes/Standards





ASME A112.19.2/CSA B45.1
 DOE - Energy Policy Act 1992
 EPA WaterSense®
 California Energy Commission (CEC)

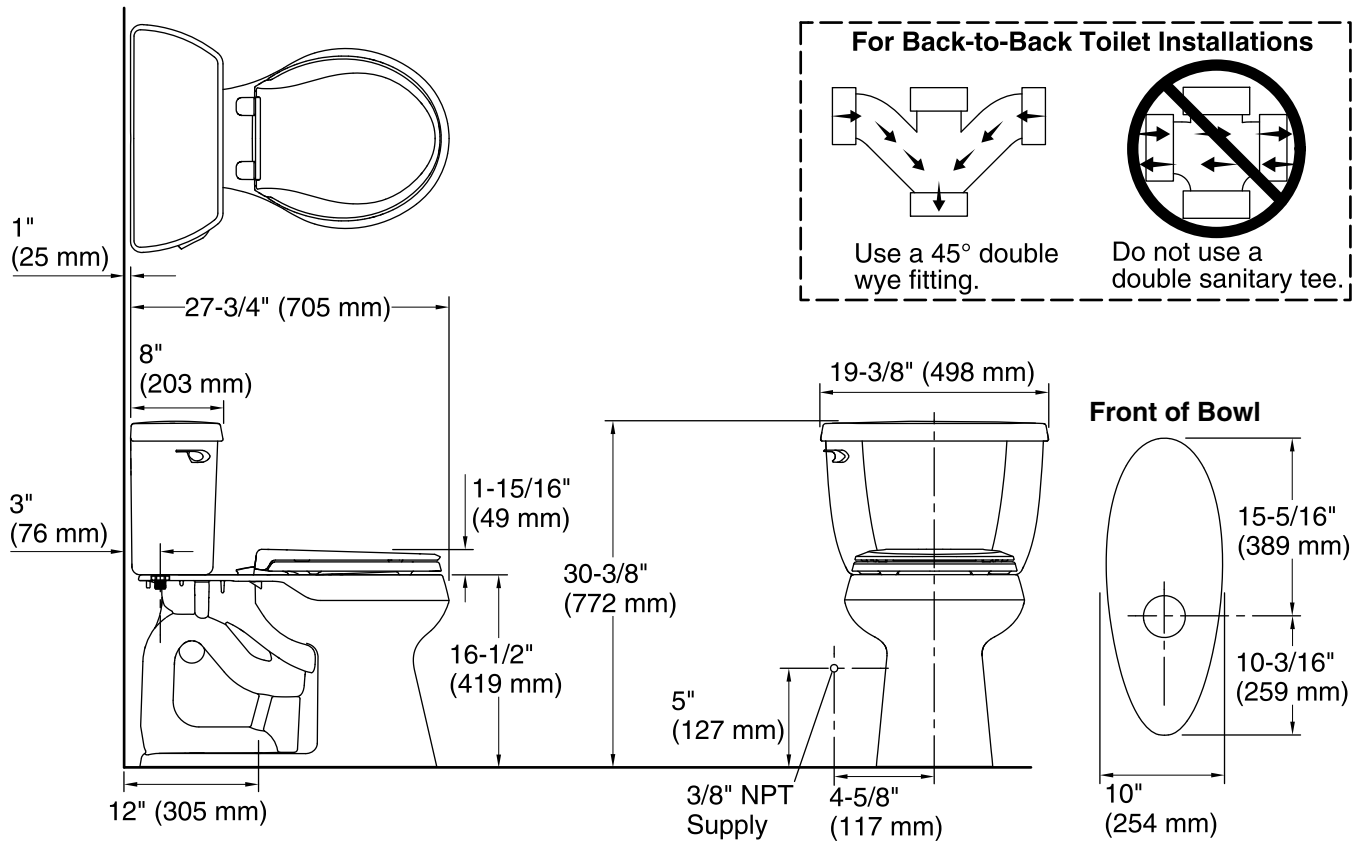
KOHLER® One-Year Limited Warranty

See website for detailed warranty information.

Available Color/Finishes

Color tiles intended for reference only.

Color	Code	Description
	0	White
	96	Biscuit
	47	Almond
	7	Black Black™



Technical Information

All product dimensions are nominal.

Toilet type:	Two-piece, Floor-mount
Waste Outlet:	Floor
Bowl shape:	Round front
Flush type:	Class Five
Trap passageway:	2-1/8" (54 mm)
Water Consumption	
Full:	1.28 gpf (4.8 lpf)
Water surface size:	10-1/2" x 8-1/4" (267 mm x 210 mm)
Rim to water surface:	5-3/8" (137 mm)
Rough-in:	12" (305 mm)
Seat-mounting holes:	5-1/2" (140 mm)

Notes

Install this product according to the installation instructions.

For back-to-back toilet installations: Use only a 45° double wye fitting.