



Highline® Pressure Lite® Toilet K-3519-T

Features

- Vitreous china.
- Elongated bowl
- Equipped with Sloan FLUSHMATE®– Sloan® Valve Company.
- Polished chrome trip lever.
- Tank cover locks
- Less seat and supply.
- 12" (305 mm) rough-in.
- 1.0 gpf (3.8 lpf).
- 2-1/4" (57 mm) glazed trapway.
- 11-1/2" (292 mm) x 9-1/2" (241 mm) water area.
- 30-1/8" (765 mm) x 21-1/4" (540 mm) x 31-1/4" (794 mm).

Optional Accessories

K-4650 Toilet Seat

K-7637 Angle Supply with Stop (single)

Components

Product includes:

K-4304 Toilet Bowl

K-4484-T Toilet Tank

Additional included component/s: Tank cover, and Trip lever.



ADA

CSA B651

OBC

Codes/Standards

ASME A112.19.2/CSA B45.1

DOE - Energy Policy Act 1992

EPA WaterSense®

ADA

ICC/ANSI A117.1

CSA B651





OBC

KOHLER® One-Year Limited Warranty

See website for detailed warranty information.

Available Color/Finishes

Color tiles intended for reference only.

Color	Code	Description
	0	White
	96	Biscuit
	47	Almond
	7	Black Black™

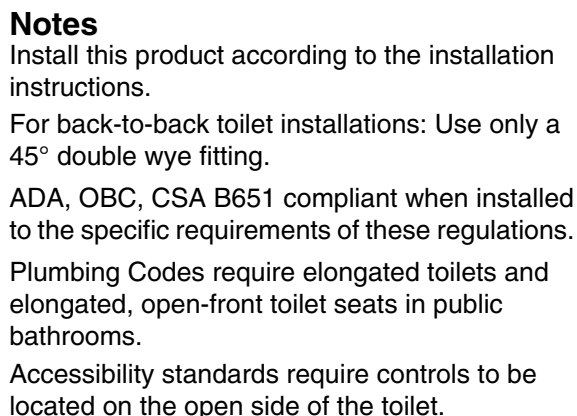
USA/Canada: 1-800-4KOHLER (1-800-456-4537)

Kohler Co. reserves the right to make revisions without notice to product specifications.

For the most current Specification Sheet, go to www.kohler.com.

6-15-2017 09:19

THE BOLD LOOK
OF **KOHLER**®



Toilet type:	Two-piece, Floor-mount
Waste Outlet:	Floor
Bowl shape:	Elongated front
Flush type:	Pressure Assisted
Trap passageway:	2-1/4" (57 mm)
Water surface size:	11-1/2" x 9-1/2" (292 mm x 241 mm)
Rim to water surface:	5-3/4" (146 mm)
Rough-in:	12" (305 mm)
Seat-mounting holes:	5-1/2" (140 mm)

Min static pressure: 35 psi (241.3 kPa)
Max static pressure: 80 psi (551.6 kPa)