



Highline® Pressure Lite® Toilet K-3519

Features

- Vitreous china.
- Elongated bowl
- Equipped with Sloan FLUSHMATE®– Sloan® Valve Company.
- Polished chrome trip lever.
- Less seat and supply.
- 12" (305 mm) rough-in.
- 1.0 gpf (3.8 lpf).
- 2-1/4" (57 mm) glazed trapway.
- 11-1/2" (292 mm) x 9-1/2" (241 mm) water area.
- 30-1/8" (765 mm) x 21-1/4" (540 mm) x 31-1/4" (794 mm).

Optional Accessories

- K-4650 Toilet Seat
- K-7637 Angle Supply with Stop (single)
- K-9481-L Left-hand Trip Lever

Components

Product includes:

- K-4304 Toilet Bowl
- K-4484 Toilet Tank

Additional included component/s: Tank cover, and Trip lever.



ADA	CSA B651	OBC
-----	----------	-----

Codes/Standards





ASME A112.19.2/CSA B45.1
DOE - Energy Policy Act 1992
EPA WaterSense®
ADA
ICC/ANSI A117.1
CSA B651
OBC

KOHLER® One-Year Limited Warranty

See website for detailed warranty information.

Available Color/Finishes

Color tiles intended for reference only.

Color	Code	Description
	0	White
	96	Biscuit
	47	Almond
	7	Black Black™

USA/Canada: 1-800-4KOHLER (1-800-456-4537)

Kohler Co. reserves the right to make revisions without notice to product specifications.

For the most current Specification Sheet, go to www.kohler.com.

6-15-2017 09:19

THE BOLD LOOK
OF **KOHLER®**

