



Cimarron®

Comfort Height® Touchless Toilet

K-6419

Features

- Round-front bowl.
- Comfort Height®.
- AquaPiston® flushing system.
- Touchless Technology allows hands-free operation to actuate the flush.
- Less seat and supply.
- 1.28 (4.8 lpf)
- 2-1/8" (54 mm) glazed trapway.
- 11-1/2" (292 mm) x 9-1/4" (235 mm) water area.

Material

- Vitreous china.

Installation

- 12" (305 mm) rough-in.
- 27-1/4" (692 mm) x 17-5/8" (448 mm) x 30-1/2" (775 mm)

Optional Accessories

- K-4775 Toilet Seat
- K-7637 Angle Supply with Stop (single)

Components

Product includes:

- K-4347 Comfort Height® Round-front Bowl
- K-5693 Toilet Tank Round-Front Touchless
- Additional included component/s: Touchless Flush Kit.



ADA CSA B651 OBC

Codes/Standards








ASME A112.19.2/CSA B45.1
DOE - Energy Policy Act 1992
EPA WaterSense®
California Energy Commission (CEC)
ADA
ICC/ANSI A117.1
CSA B651
OBC

KOHLER® One-Year Limited Warranty

See website for detailed warranty information.

Available Color/Finishes

Color tiles intended for reference only.

Color	Code	Description
	0	White
	96	Biscuit
	47	Almond
	NY	Dune
	95	Ice™ Grey
	G9	Sandbar
	7	Black Black™

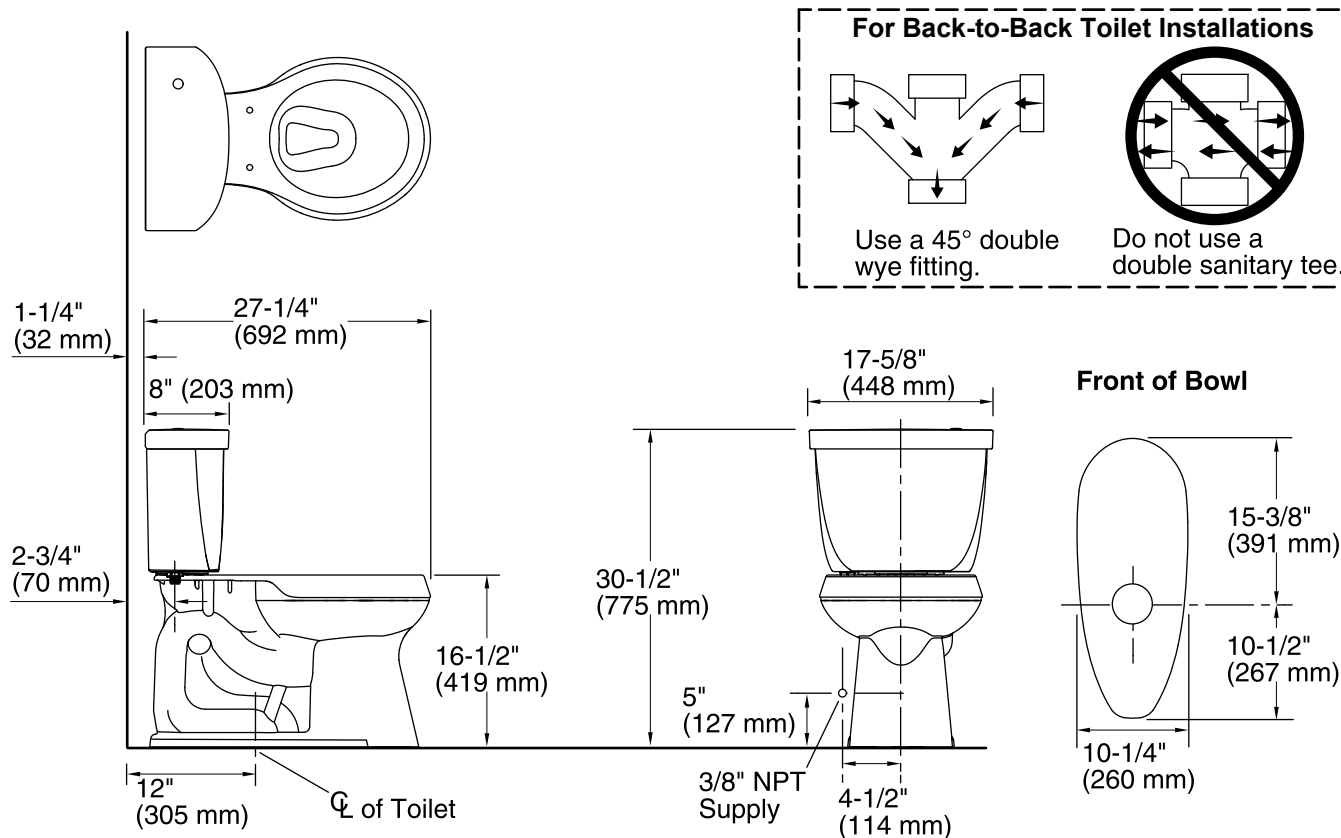
USA/Canada: 1-800-4KOHLER (1-800-456-4537)

Kohler Co. reserves the right to make revisions without notice to product specifications.

For the most current Specification Sheet, go to www.kohler.com.

6-15-2017 11:04

THE BOLD LOOK
OF **KOHLER®**



Technical Information

All product dimensions are nominal.

Toilet type:	Two-piece
Bowl shape:	Round front
Trap passageway:	2-1/8" (54 mm)
Water Consumption	
Full:	1.28 gpf (4.8 lpf)
Water surface size:	11-1/2" x 9-1/4" (292 mm x 235 mm)
Rim to water surface:	5-1/4" (133 mm)
Seat-mounting holes:	5-1/2" (140 mm)

Notes

Install this product according to the installation instructions.

For back-to-back toilet installations: Use only a 45° double wye fitting.

ADA, OBC, CSA B651 compliant when installed to the specific requirements of these regulations.

Plumbing Codes require elongated toilets and elongated, open-front toilet seats in public bathrooms.

Accessibility standards require controls to be located on the open side of the toilet.