



# Memoirs® Stately

## Comfort Height® Toilet

### K-3817

#### Features

- Vitreous china.
- Comfort Height® Elongated bowl.
- AquaPiston® flushing system.
- Includes left-hand polished chrome trip lever.
- 1.28 gpf (4.8 lpf).
- 2-1/8" (54 mm) fully glazed trapway.
- 12" (305 mm) rough-in.
- Less seat and supply.
- 11-3/4" (298 mm) x 9-1/2" (241 mm) water area.
- 30-3/8" (772 mm) x 18-7/8" (479 mm) x 31-1/16" (789 mm).
- Floor mount / Floor outlet.

#### Optional Accessories

K-9167-L Trip Lever  
K-4650 Toilet Seat  
K-1954 Touchless Toilet Flush Kit  
K-4108 Toilet Seat with Cleansing Functionality  
K-4636 Toilet Seat  
K-4652 Toilet Seat  
K-4659 Toilet Seat  
K-4684 Toilet Seat  
K-4688 Toilet Seat  
K-4694 Toilet Seat  
K-4709 Toilet Seat with Cleansing Functionality  
K-4733 Toilet Seat  
K-4737 Toilet Seat with Cleansing Functionality  
K-4748 Toilet Seat  
K-4774 Toilet Seat  
K-4814 Toilet Seat  
K-4888 Elongated Toilet Seat  
K-5588 Elongated Toilet Seat  
K-7637 Angle Supply with Stop (single)  
K-4712-T Toilet Seat  
K-4761-BN Toilet Seat  
K-4761-CP Toilet Seat

#### Components

Product includes:

K-4380 Toilet Bowl  
K-4434 Toilet Tank

Additional included component/s: Tank cover, Trip lever, Bolt cap accessory pack, and Tank accessory pack.



ADA

CSA B651

OBC

#### Codes/Standards








ASME A112.19.2/CSA B45.1  
DOE - Energy Policy Act 1992  
EPA WaterSense®  
California Energy Commission (CEC)  
ADA  
ICC/ANSI A117.1  
CSA B651  
OBC

#### KOHLER® One-Year Limited Warranty

See website for detailed warranty information.

#### Available Color/Finishes

*Color tiles intended for reference only.*

Color	Code	Description
	0	White
	96	Biscuit
	47	Almond
	NY	Dune
	95	Ice™ Grey
	G9	Sandbar
	7	Black Black™

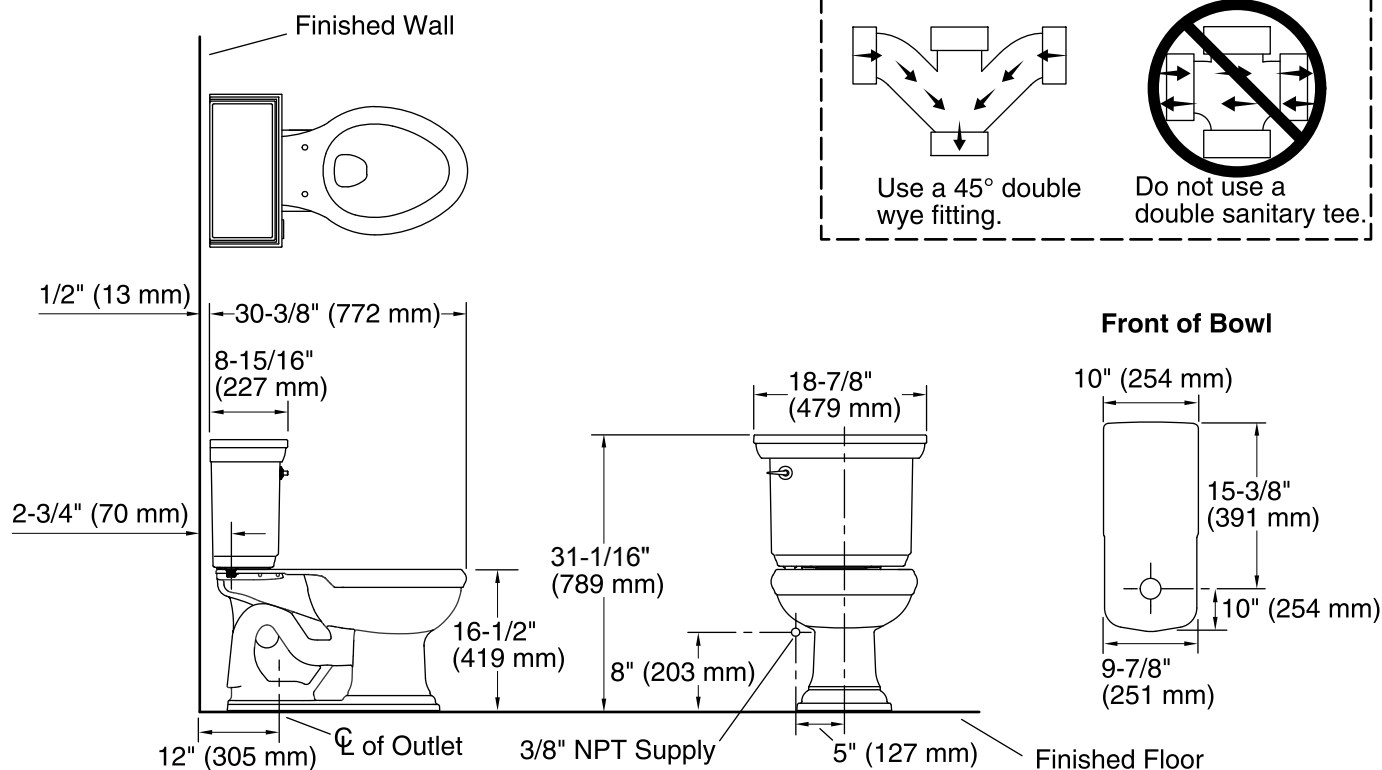
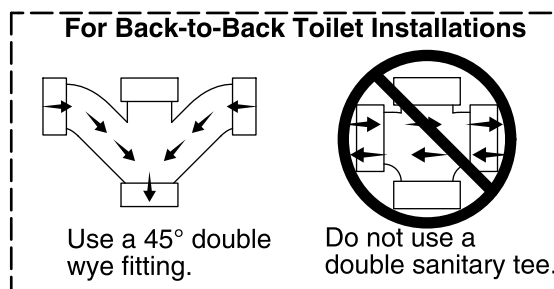
USA/Canada: 1-800-4KOHLER (1-800-456-4537)

Kohler Co. reserves the right to make revisions without notice to product specifications.

For the most current Specification Sheet, go to [www.kohler.com](http://www.kohler.com).

6-15-2017 09:29

THE BOLD LOOK  
OF **KOHLER**®



### Technical Information

All product dimensions are nominal.

Toilet type:	Two-piece, Floor-mount
Waste Outlet:	Floor
Bowl shape:	Elongated front
Flush type:	AquaPiston
Trap passageway:	2-1/8" (54 mm)
Water Consumption	
Full:	1.28 gpf (4.8 lpf)
Water surface size:	11-3/4" x 9-1/2" (298 mm x 241 mm)
Rim to water surface:	6-1/8" (156 mm)
Rough-in:	12" (305 mm)
Seat-mounting holes:	5-1/2" (140 mm)

### Notes

Install this product according to the installation instructions.

For back-to-back toilet installations: Use only a 45° double wye fitting.

ADA, OBC, CSA B651 compliant when installed to the specific requirements of these regulations.

Plumbing Codes require elongated toilets and elongated, open-front toilet seats in public bathrooms.

Accessibility standards require controls to be located on the open side of the toilet.