



# Lattis®

## Semi-Frameless Pivot Shower Door

### K-705821-L

#### Features

- Semi-frameless, 3/8-inch-thick Crystal Clear tempered glass.
- 3/8" (10 mm) tempered glass sidelite.
- Sliding transom.
- Contemporary inside and outside solid 12-inch handles complete the look of this door.
- CleanCoat® technology creates a barrier between the water and glass to help keep your shower door looking new.

#### Material

- Anodized aluminum prevents rusting or corrosion.
- Tempered glass ensures maximum safety and durability.

#### Installation

- Out-of-plumb adjustability allows for simpler installation.
- Can be installed to open to the left or right.

#### Components

Additional included component/s: Hardware kit, and steam-sealing kit.



#### Codes/Standards




CPSC 16CFR 1201  
ANSI Z97.1 (Tempered Glass)

#### KOHLER® One-Year Limited Warranty

See website for detailed warranty information.

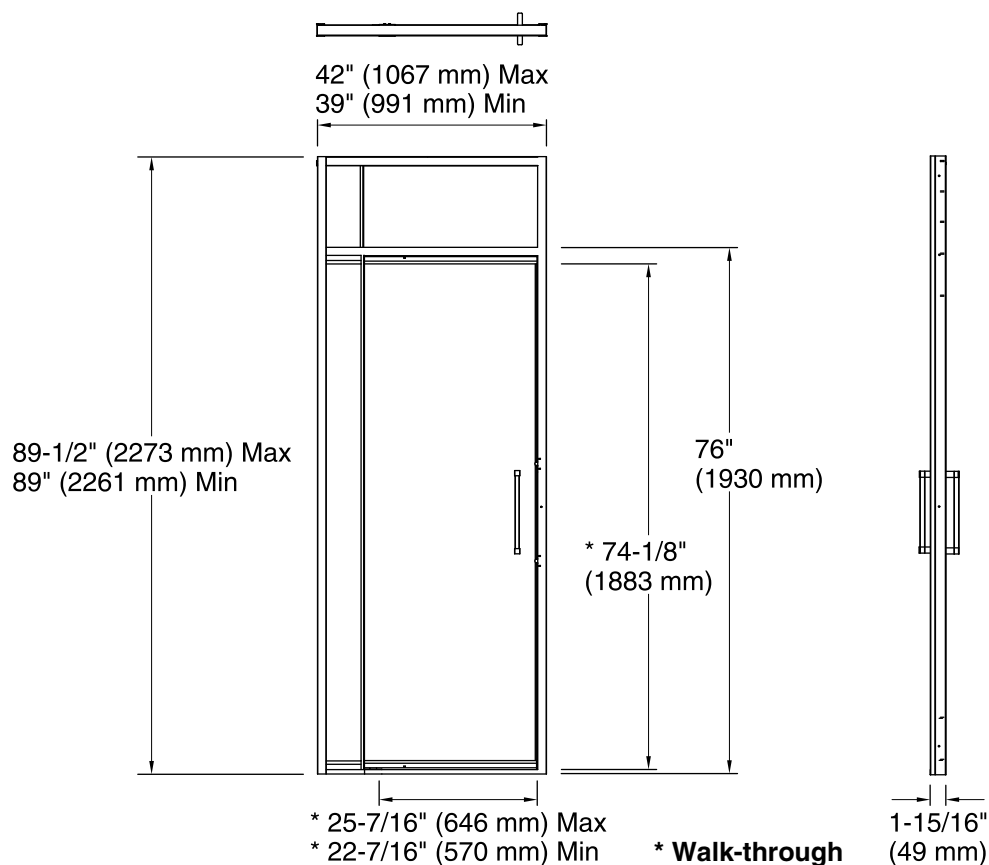
#### Available Color/Finishes

*Color tiles intended for reference only.*

Color	Code	Description
	SH	Bright Silver
	NX	Brushed Nickel
	ABV	Anodized Brushed Bronze

#### Available Glass Options

Code	Description
L	Crystal Clear



## Technical Information

All product dimensions are nominal.

Installation type: For shower base installation

Opening style: Pivot

Opening Width - Min: 39" (991 mm)

Opening Width - Max: 42" (1067 mm)

Walk-through - Min: 22-7/16" (570 mm)

Walk-through - Max: 25-7/16" (646 mm)

Glass thickness: 3/8" (10 mm)

Glass coating: CleanCoat®

Steam capable: YES

## Notes

Install this product according to the installation guide.

Recommended two person installation.

The vertical opening should be a minimum of 90-1/8" (2289 mm) to allow for installation clearance.