



# Finial®

## Frameless Pivot Shower Door

### K-705726-L

#### Features

- Frameless design highlights showering area.
- No top header eliminates clearance issues.
- Frameless, 3/8" (10 mm) thick Crystal Clear tempered glass.
- 1/2" (12 mm) tempered glass sidelite.
- Generous inside and outside solid 14-inch handles complete the look of this door.
- CleanCoat® technology creates a barrier between the water and glass to help keep your shower door looking new.
- Coordinates with Finial® Suite.

#### Material

- Anodized aluminum prevents rusting or corrosion.
- Tempered glass ensures maximum safety and durability.

#### Installation

- Out-of-plumb adjustability allows for simpler installation.
- Can be installed to open to the left or right.

#### Components

Product includes:

- K-705769 Shower Door Handles
- K-705763 Shower Door Assembly Kit
- K-705750-L Glass Panel and Sidelite



#### Codes/Standards




CPSC 16CFR 1201  
ANSI Z97.1 (Tempered Glass)

#### KOHLER® One-Year Limited Warranty

See website for detailed warranty information.

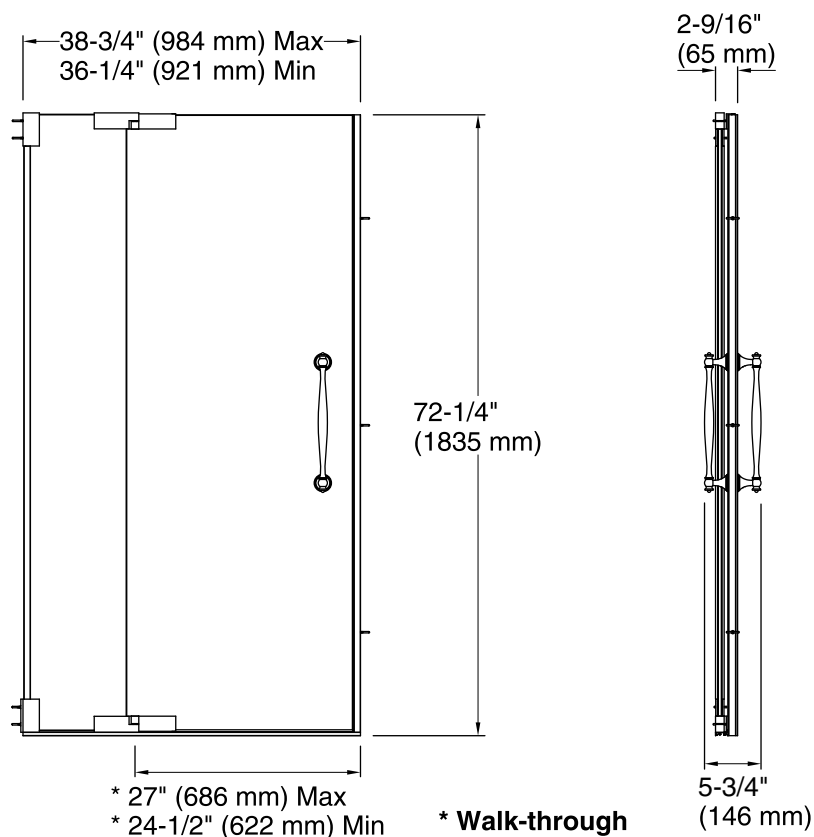
#### Available Color/Finishes

*Color tiles intended for reference only.*

Color	Code	Description
	SHP	Bright Polished Silver
	NX	Brushed Nickel
	ABV	Anodized Brushed Bronze

#### Available Glass Options

Code	Description
L	Crystal Clear



## Technical Information

All product dimensions are nominal.

Installation type: For shower base installation

Opening style: Pivot

Opening Width - Min: 36-1/4" (921 mm)

Opening Width - Max: 38-3/4" (984 mm)

Walk-through - Min: 24-1/2" (622 mm)

Walk-through - Max: 27" (686 mm)

Glass thickness: 3/8" (10 mm)

Glass coating: CleanCoat®

## Notes

Install this product according to the installation guide.

The vertical opening should be a minimum of 74-1/4" (1886 mm) to allow for installation clearance.