



Pinstripe® Frameless Pivot Shower Door K-705721-L

Features

- Frameless design highlights showering area.
- No top header eliminates clearance issues.
- Frameless, 1/2" (12 mm) thick Crystal Clear tempered glass.
- 1/2" (12 mm) tempered glass sidelite.
- Contemporary inside and outside solid 14-inch handles complete the look of this door.
- CleanCoat® technology creates a barrier between the water and glass to help keep your shower door looking new.
- Coordinates with Pinstripe® Suite.

Material

- Anodized aluminum prevents rusting or corrosion.
- Tempered glass ensures maximum safety and durability.

Installation

- Out-of-plumb adjustability allows for simpler installation.
- Can be installed to open to the left or right.

Components

Product includes:

K-705760-L Glass Sidelite
K-705758-L Glass Panel
K-705763 Shower Door Assembly Kit
K-705768 Shower Door Handles



Codes/Standards




CPSC 16CFR 1201
ANSI Z97.1 (Tempered Glass)

KOHLER® One-Year Limited Warranty

See website for detailed warranty information.

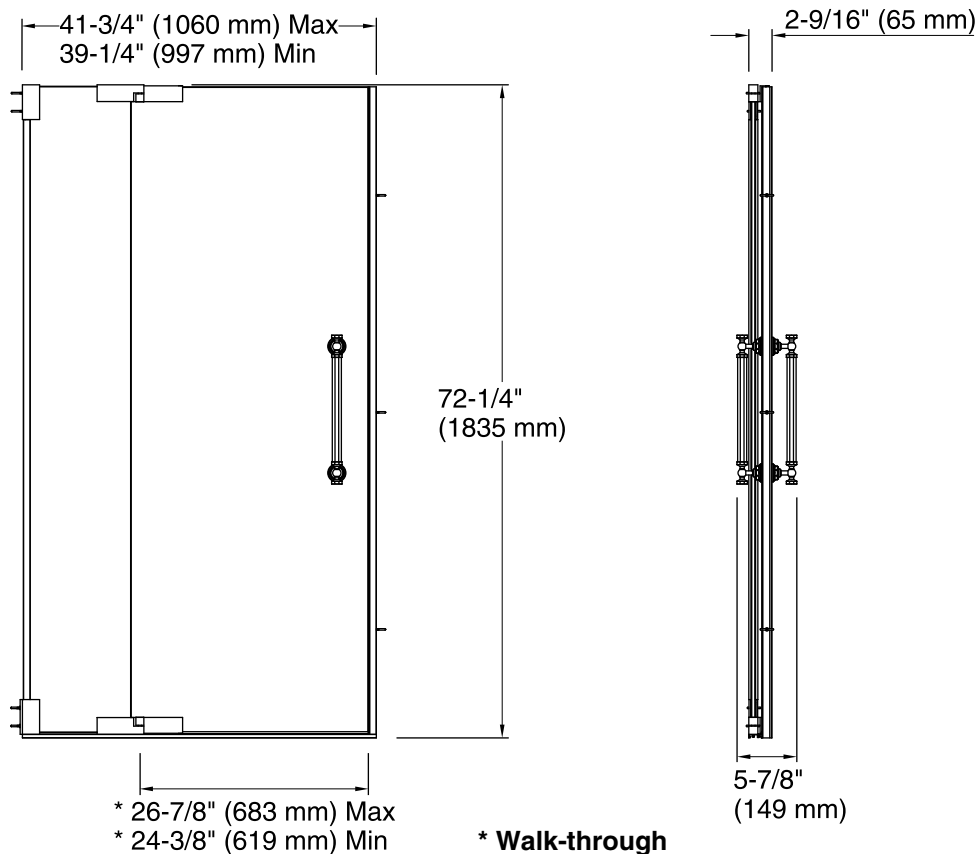
Available Color/Finishes

Color tiles intended for reference only.

Color	Code	Description
	SHP	Bright Polished Silver
	NX	Brushed Nickel
	ABV	Anodized Brushed Bronze

Available Glass Options

Code	Description
L	Crystal Clear



Technical Information

All product dimensions are nominal.

Installation type: For shower base installation

Opening style: Pivot

Opening Width - Min: 39-1/4" (997 mm)

Opening Width - Max: 41-3/4" (1060 mm)

Walk-through - Min: 24-3/8" (619 mm)

Walk-through - Max: 26-7/8" (683 mm)

Glass thickness: 1/2" (13 mm)

Glass coating: CleanCoat®

Notes

Install this product according to the installation guide.

The vertical opening should be a minimum of 74-1/4" (1886 mm) to allow for installation clearance.