

NE58K9850WS

SAMSUNG

5.8 cu. ft. Flex Duo™ Slide-In Electric Range with Dual Door and Wi-Fi Connectivity



Signature Features

Flex Duo™ with Dual Door

- Flex Duo™ with Dual Door design provides ultimate cooking flexibility.
- Includes two independent temperature controls and convection systems, separated by a removable Smart Divider, so you can cook multiple dishes simultaneously. Plus, you can access just the top compartment or the full oven with the hinged door.

Blue Illuminated LED Knobs

- Visually lets you know if your cooktop is on.
- Distinctive blue light can be seen from a distance.

Wi-Fi Connectivity

- Remotely monitor your cooktop and control your oven with Wi-Fi capability.
- Cook from anywhere: Use your smartphone to remotely monitor for safety, turn the oven on* or off, and adjust the time and temperature.

*As a safety precaution, remote start function only available on the Electric Range.

Available Colors



Stainless Steel (shown)



Fingerprint Resistant
Black Stainless Steel



Flex Duo™ Oven



Wi-Fi Connectivity

Features

- Flex Duo™ with Dual Door
- Blue Illuminated LED Knobs
- Wi-Fi Connectivity
- Slide-In Design
- Soft-Close Door
- Guiding Light Controls
- Dual Convection Oven
 - Top: Fan Convection
 - Bottom: True Convection
- Large Oven Capacity – 5.8 cu. ft.
 - 2.4 cu. ft. upper
 - 3.3 cu. ft. lower

- Flexible Cooktop – 5 Electric Elements
 - One Triple Burner (6"/9"/12")
 - Two Bridged (7")
 - One Single Burner (6")
 - Warming Center (7")
- Wide View Window
- Gliding Rack
- Warming Drawer: High, Medium, Low

Convenience

- Self + Steam Clean
- Temperature Probe
- Auto Oven Light
- Proofing
- Sabbath Mode
- Kitchen Timer
- Delay Start
- Child Safety Lock

NE58K9850WS

SAMSUNG

5.8 cu. ft. Flex Duo™ Slide-In Electric Range with Dual Door and Wi-Fi Connectivity

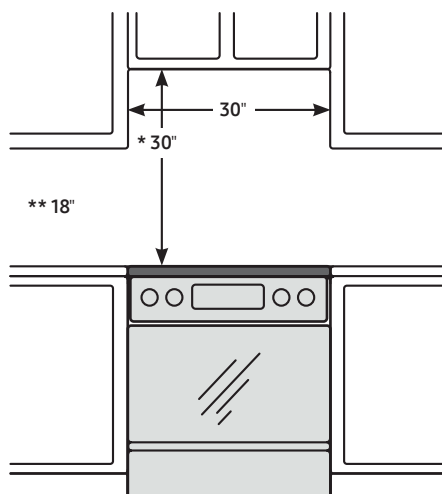
Installation Specifications

*30" minimum clearance between the top of the cooking surface and the bottom of an unprotected wood or metal cabinet; or If no 30" minimum clearance, 24" minimum when the bottom of the wood or metal cabinet is protected by not less than 0.25" flame-retardant millboard covered with not less than no. 28 MSG sheet steel, 0.015" stainless steel, 0.024" aluminum, or 0.020" copper.

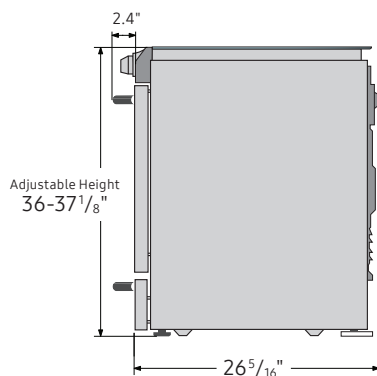
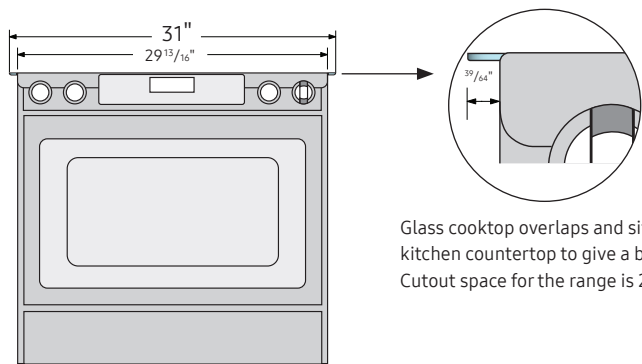
**15" minimum between the countertop and the adjacent cabinet bottom.

IMPORTANT: To eliminate the risk of burns or fire caused by reaching over heated surface units, cabinet storage space located above the surface units should be avoided. If cabinet storage is to be provided, the risk can be reduced by installing a range hood that projects horizontally a minimum of 5" beyond the bottom of the cabinets.

A: Required Cabinet Opening is 30"
B: Acceptable Electrical Outlet Space



Dimensions



Radiant Ceramic Cooktop

- Right Front: 6"/9"/12", 3.0 kW
- Left Front: 7", 1.8kW (bridge)
- Right Rear: 6", 1.2kW
- Left Rear: 7", 1.8kW (bridge)
- Center Rear: Warming Center, 7"

Dual Oven with Smart Divider

- Upper Capacity: 2.4 cu. ft.
- Lower Capacity: 3.3 cu. ft.
- Hidden Bake Element: 3000W
- Bake: 175°F–550°F
- Convection Bake: 175°F–550°F
- Convection Roast: 175°F–550°F
- Variable Broil: Low/High
- Convection Element/Heater: 1250W
- Proofing
- Sabbath Mode

Warming Drawer

- Capacity: 0.7 cu. ft.
- Heating Performance: 600W (4 pass)
- Temperature Settings: High, Medium, Low

Warranty

One (1) Year All Parts and Labor
Five (5) Years Electric Cooktop

Product Dimensions & Weight (WxHxD)

Actual Oven Dimensions: 25" x 19 1/4" x 20 25/32"

Outside Net Dimensions: 31" x 36-37 1/8" (Adj.) x 26 5/16"

Weight: 220.9 lbs.

Shipping Dimensions & Weight (WxHxD)

Dimensions: 33 1/16" x 41 3/4" x 30 5/16"

Weight: 245.2 lbs.

Color	Model #	UPC Code
Stainless Steel	NE58K9850WS	887276132143
Fingerprint Resistant		
Black Stainless Steel	NE58K9850WG	887276144351