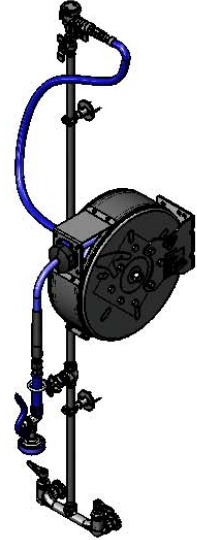
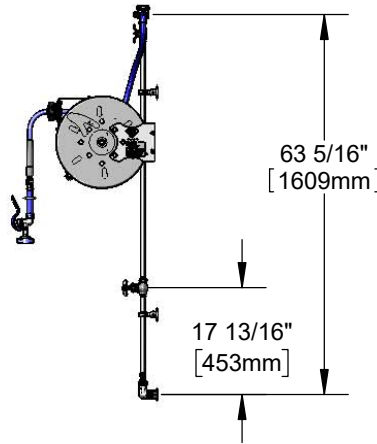
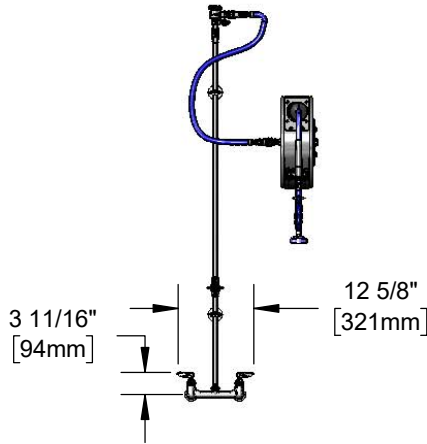




### Architect/Engineering Specifications:

8" wall mount mixing faucet with polished chrome plated brass body, compression cartridges with spring checks, lever handles, 1/2" NPT female inlets, 16" riser, control valve, 40" riser, wall brackets, continuous pressure vacuum breaker, 36" flexible water hose connector with stainless steel quick disconnect, enclosed coated hose reel with 3/8" x 30' heavy-duty non-marking hose, ratcheting system, high flow spray valve with swivel, multi-fit bracket and adjustable hose bumper. Certified to ASSE 1056.

Job Name \_\_\_\_\_  
Model Specified \_\_\_\_\_ Quantity \_\_\_\_\_  
Variations Specified \_\_\_\_\_  
Date \_\_\_\_\_



### Features & Benefits:

- Complete system with exposed piping and accessories
- 8" wall mount mixing faucet w/ polished chrome plated brass body
- Quarter-turn Eterna compression cartridges with spring checks to prevent cross flow of water
- Lever handles w/ color coded indexes
- 1/2" NPT female eccentric inlets with Ø 2" flanges
- Adjustable centers from 7 3/4" to 8 1/4"
- EasyInstall 16" and rigid 40" risers w/ control valve between risers
- (2) 2 3/8" wall brackets
- Continuous pressure vacuum breaker
- 36" flexible water hose connector with stainless steel quick disconnect
- Enclosed epoxy coated hose reel
- High flow spray valve w/ heat resistant blue handle, swivel and hold down ring
- 3/8" x 30' heavy-duty non-marking hose rated to 300 PSI
- Ratcheting system holds the length of hose until a slight tug to retract automatically
- Adjustable hose bumper
- Multi-fit bracket for wall, ceiling or under counter mounting
- Material: Polished chrome plated brass faucet body, risers, control valve & spray valve body, chrome plated brass vacuum breaker, chrome plated metal handles, and metal enclosed reel.

### Optional Cartridges With Checks

- ☐ Quarter-Turn Cerama w/ Check Valve
- ☐ Quarter-Turn Eterna w/ Spring Check (Standard)

### Product Compliance:

- NSF 61 Exempt (Non-Potable)
- EPA 2005 Non-Compliant (PRSV)
- ASSE 1056 (VB)

### Warranty: One Year (Limited)

- Hose Reel: Two Year (Limited)
- Hose: One Year (Limited)

### Performance Data:

- Pressure: 20 - 125 psi
- Temperature: 40 °F - 140 °F
- Flow Rate: 2.92 GPM @ 60 psi

### Optional Hose Reel Spray Valves

- ☐ B-0107 Spray Valve
- ☐ B-0108 Ergonomic Medium Flow Spray Valve
- ☐ B-0108-H Ergonomic High Flow Spray Valve
- ☐ EB-0107 High Flow Spray Valve (Standard)
- ☐ EB-2322 Extended Spray Wand
- ☐ MV-2516-24 Stainless Steel Rear Trigger Water Gun
- ☐ MV-2522-24 Stainless Steel Front Trigger Water Gun
- ☐ MV-3516-24 Aluminum Rear Trigger Water Gun

