

## Features

- Quarter-turn washerless ceramic disc valves.
- 11-13/16" (300 mm) swing spout reach.
- Matching finish sidespray.
- Lower flow aerator options are available (refer to the KOHLER Price Book).
- 1.8/gal/min (6.8 l/min) rate at 60 psi (4.1 bar).
- Meets CalGreen requirements for kitchen faucets.
- Flexible connections for easy installation.

## Material

- Brass construction.
- Brass valve bodies.

## Optional Accessories

1095353 DEEP ROUGH-IN KIT, VOS AND SIDESPRAY  
1054432 1.5 GPM (5.7 l/min) Aerator Kit



ADA

CSA B651

OBC

## Codes/Standards

ASME A112.18.1/CSA B125.1  
NSF 61  
NSF 372  
DOE - Energy Policy Act 1992  
ADA  
ICC/ANSI A117.1  
CSA B651  
OBC



All applicable US Federal and State material regulations

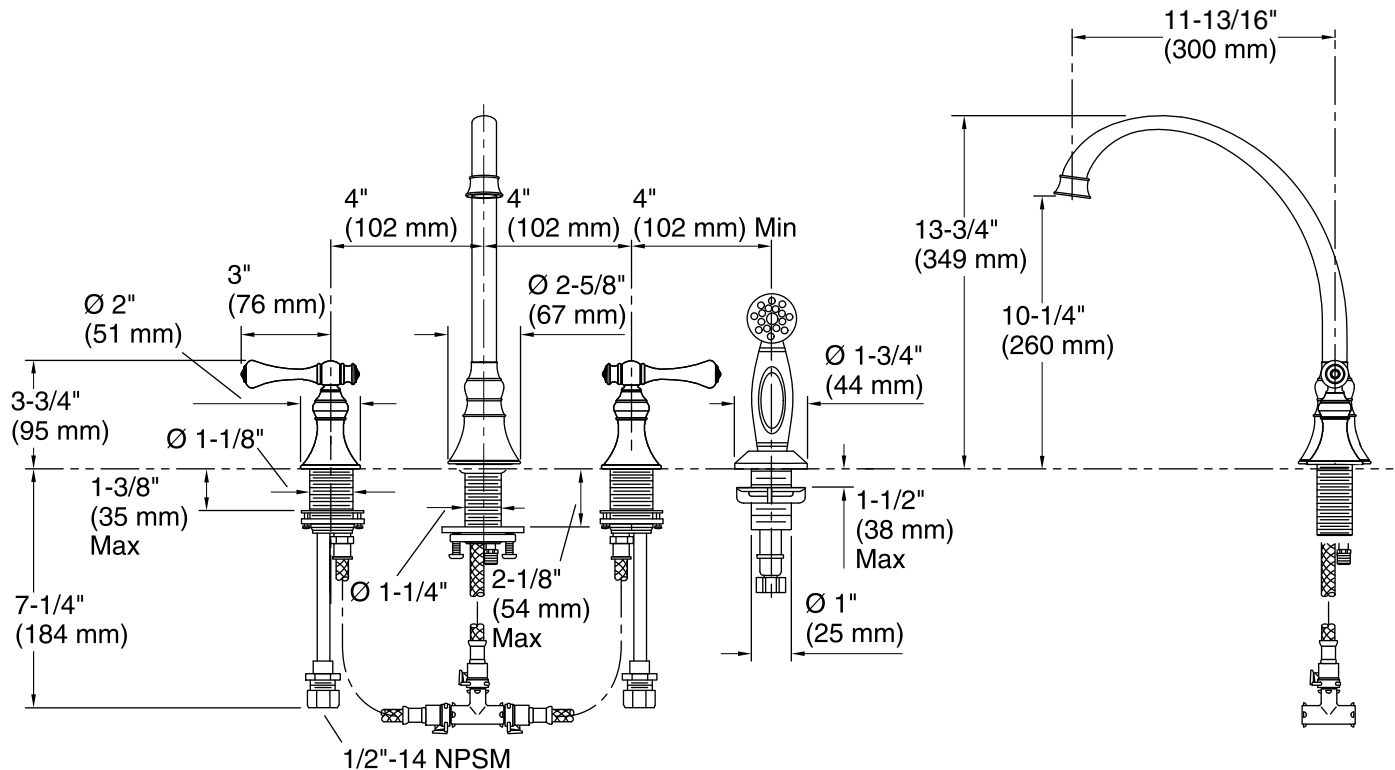
## KOHLER® Faucet Lifetime Limited Warranty

See website for detailed warranty information.

## Available Color/Finishes

*Color tiles intended for reference only.*

Color	Code	Description
	CP	Polished Chrome
	PB	Vibrant® Polished Brass
	BN	Vibrant® Brushed Nickel
	BV	Vibrant® Brushed Bronze



## Technical Information

All product dimensions are nominal.

## Faucet:

Flow rate: 1.8 gal/min (6.8 l/min)

Pressure: 60 psi (4.1 bar)

### Sidespray:

Flow rate: 1.8 gal/min (6.8 l/min)

Pressure: 60 psi (4.1 bar)

## Notes

Install this product according to the installation guide.

Lower flow or higher flow aerator options are available. Please refer to the KOHLER Price Book.

ADA, OBC, CSA B651 compliant when installed to the specific requirements of these regulations.