


American Standard

HEATING & AIR CONDITIONING

OWNER'S MANUAL OUTDOOR UNIT

Congratulations on the purchase of your new American Standard Heating & Air Conditioning outdoor unit. Your outdoor unit is designed to work with a matched indoor unit creating a system that delivers years of dependable service and performance.



Your system cools, filters, and dehumidifies your home. Additionally, a heat pump heats the air in your home.

As the system circulates the air, it also filters it. The system also extracts excess moisture from the air inside your home,

thus helping to control humidity in muggy summer months.

Acquaint yourself with your new system by spending just a few minutes with this booklet. Learn about the operation of your system and the small amount of maintenance it takes to keep it operating at peak efficiency.

Contents

How It Works	1
Maintenance.....	2
Peak Performance.....	3
Problem Solver.....	4
Warranty/Service Information.....	4
Extra Energy Tips	5
Warranties	6
Optional Extended Warranty	6

Proper maintenance for maximum efficiency

An outdoor unit is not a household appliance. It's a self-contained system that requires professional maintenance and repair.

That's why attempts at "do-it-yourself" repairs on an in-warranty unit may void the remainder of your warranty.

Other than performing the simple maintenance recommended in this manual, you should not attempt to make any adjustments to your outdoor unit. Your dealer will be able to take care of any questions or problems you may have.

⚠ CAUTION

To prevent injury, death, or property damage, read and follow all instructions and warnings, including labels shipped with or attached to unit before operating your new outdoor system.

⚠ WARNING

Disconnect all electrical power to the indoor air handler or furnace before removing access panels to perform any maintenance. Disconnect power to both the indoor and outdoor units. NOTE: There may be more than one electrical disconnect switch. Electric shock can cause personal injury or death.

⚠ CAUTION

Although special care has been taken to minimize sharp edges in the construction of your unit, be extremely careful when handling parts or reaching into the unit.

Help ensure top efficiency by cleaning or replacing the filter monthly.*

When the system circulates and filters the air in your home, dust and dirt particles build up on the filter. Excessive accumulation can block the air flow, forcing the unit to work harder to maintain desired temperatures. And the harder your unit works, the more energy it uses.

Clean or replace your filter twice a month during seasons when the unit runs more often.


When replacing your filter(s), always use the same size and type that was originally supplied. Filters are available from your dealer.

Where disposable filters are used, they must be replaced every month with the same size as originally supplied.


How to remove your filter.*

Ask your American Standard Heating & Air Conditioning dealer where the filter is located in your system and how to service it.

Just be sure to replace it with the arrows pointing in the direction of the air flow.



Air Conditioner & Heat Pump



Heat Pump

Efficiency can be maintained by keeping outdoor unit clear of debris, leaves, shrubbery, snow and ice.

Efficient operation of your outdoor unit depends on the free flow of air over the coil. Anything that blocks the air flow, causes the compressor to work harder to move the warm air out of your house.

Buildup of snow and ice can restrict airflow. As soon as possible after accumulation, clean snow from the area around the outdoor unit.

To avoid overworking your unit, do not plant flowers or shrubbery right next to it. Also, make sure that nothing is stacked against the sides of the unit or draped over it.

Making sure your outdoor unit is kept clear at all times helps it work at peak efficiency.

Keep your outdoor unit looking new for years.

Clean the enamel finish of your outdoor unit with soap and water. For stubborn grease spots, use a household detergent. Do not use lacquer thinner or other synthetic solvents as they may damage the finish.

Call your dealer for additional routine maintenance

Your outdoor unit should be inspected regularly by a properly trained service technician. **The inspection (preferably twice each year, but at least once a year) should include the following:**

- Routine inspection of air filter(s). Replacement or cleaning as required.
- Inspection and cleaning of the blower wheel, housing, and motor as required.
- Inspection and, if required, cleaning of indoor and outdoor coils.
- Inspection of the indoor coil drain pan, plus the primary and secondary drain lines. If supplied, the auxiliary drain pan and line should be inspected at this time. Service should include cleaning, if required.

⚠ CAUTION

Condensate drains should be checked and cleaned periodically to assure condensate can drain freely from coil to drain. If condensate cannot drain freely, water damage could occur.

- A check of all electrical wiring and connections.
- A check for secure physical connections of individual components within units.
- Operational check of the outdoor unit to determine actual working condition. Necessary repair and/or adjustment should be performed at this time.
- **Your servicing dealer may offer an economical service or preventive maintenance agreement that covers seasonal inspections. Ask your dealer for further details.**

⚠ WARNING

Improper installation, adjustment, alteration, service, maintenance, or use can cause explosion, fire, electrical shock, or other conditions which may cause personal injury or property damage. Consult a qualified installer or service agency for information or assistance. The qualified installer or agency must use factory-authorized kits or accessories when modifying this product.

* Before removing the filter, see the owners manual furnished with the indoor unit.

How to operate your system for peak performance

Setting the temperature

Place the system switch on COOL, and the fan switch on AUTO. Then set the temperature by using the indicator on the thermostat* control.

Now your system will cool your house whenever the indoor temperature climbs above the thermostat setting. It will shut off when the desired room temperature is reached.

In winter, it works the same way. When the system switch is on HEAT, the system will operate whenever the room temperature falls below the temperature setting. Once the desired temperature is reached, the system will shut off.

Save energy with an electronic programmable thermostat.*

Program the thermostat for the temperatures that meet your comfort level. The American Standard Heating & Air Conditioning electronic programmable thermostat has up to four setup or setback periods each day, plus weekend and vacation programs.

* Accessory, purchased separately. Carefully read the accompanying thermostat manual for complete operating instructions.

Let the thermostat do its job.

Your system will perform most efficiently when you let the thermostat control it. Turning the system on and off manually is usually much less efficient. So let the thermostat do its job.

We recommend keeping the temperature setting at 78°F for cooling, 68°F for heating. However, you can select the temperature that meets your comfort level.

The point is, once you've set the thermostat, keep subsequent adjustments to a minimum.

When you're going to be away from home for a few days, or when outdoor temperatures are moderate, don't let the outdoor unit run unnecessarily. Lower the thermostat to 55°F in the winter. And raise it to 85°F in summer. Then when you return, or when temperature conditions dictate, you can reset the system and it will resume making your home comfortable again.

How to help reduce summer humidity.

In summer, your outdoor unit does more than cool the air — it helps remove the excess moisture, that can make the inside of your home feel muggy. When removing this moisture your system must work harder than when simply cooling the air.

That's why kitchens, bathrooms and utility rooms should have vents and exhaust fans. These devices help prevent accumulation of moisture throughout the rest of the house so your outdoor unit works less to keep you comfortable.

Many homeowners have found that operating their system in continuous fan mode (thermostat in the "on" position) offers benefits such as elimination of hot and cold spots in the home and constant air filtration. However, continuous fan mode during cooling operation may not be appropriate in humid climates. If the indoor air exceeds 60% relative humidity or simply feels uncomfortably humid, it is recommended that the fan only be used in the AUTO mode.

CAUTION

If heating system is not operational during the cold weather months, provisions must be taken to prevent freeze-up of all water pipes and water receptacles. This is very important during times of vacancy.

The Problem Solver

Before you call for service, check the following:

Problem	Possible cause	Remedy
Insufficient heating or cooling	a. dirty filters b. air not circulating freely c. blocked outdoor coil	a. clean or replace b. check supply registers and return grills for blockage c. clear away leaves or other debris
Failure to operate	a. power off b. open circuit breaker or burned-out fuses c. improperly adjusted thermostat	a. make sure main switch is in ON position b. reset circuit breaker, or replace burned-out fuses c. check setting, adjust thermostat
Blue auxiliary heat light on	When outdoor temperature falls, intermittent lighting is normal	Monitor light. If it stays on continuously when above 30°F, or if it comes on when 50°F outdoors, call for service.
No Heating or Cooling – Blower does not operate	Blower door removed or ajar	Close door securely to restore power to blower
Unusual Noise		Call your local servicer

Reduce the burden of unexpected repair bills with an American Standard Heating & Air Conditioning Extended Warranty.

American Standard Heating & Air Conditioning offers the finest quality products and manufacturer's warranties on the market. But, like all good things, the American Standard Heating & Air Conditioning provided limited warranty on your new comfort equipment will come to an end. To keep you protected, American Standard Heating & Air Conditioning offers the Extended Warranty Program. It picks up right where your American Standard Heating & Air Conditioning limited warranty leaves off. And, it offers years and years of reliable protection at a low cost. Ask your dealer for program details.

The American Standard Heating & Air Conditioning Extended Warranty provides:

1. The opportunity to supplement your Limited Warranty for five or ten years.
2. Coverage that may include parts only or parts and labor for the duration of the agreement. **Be certain you read the Extended Warranty for complete details and exclusions.**
3. Service work performed by servicers knowledgeable of the operation of American Standard Heating & Air Conditioning equipment.

Warranty Information

It's always a good idea to keep records — it will save you time and money. If it's necessary to have your outdoor unit repaired, the serviceman will want to know if your unit is still under Warranty. Take a few minutes to record the following information here:

Outdoor Unit Model Number _____

Indoor Unit Model Number _____

Thermostat/Accessory Model Number _____

Date of Purchase _____

Installing Dealer _____

Service Information

Call your installing dealer if the unit is inoperative. Before you call, always check the following to be sure service is required:

- a. Be sure the main switch that supplies power to the unit is in the ON position.
- b. Replace any burned-out fuses or reset circuit breakers.
- c. Be sure the thermostat is properly set.

Service Phone _____

Extra Energy Tips

Insulation

1. Make sure your home is properly insulated. This is the single most important step in conserving energy. Thermal insulation should be specified in terms of thermal resistance (R-values). R-30 (10") is recommended for ceilings, R-11 (3-1/2") for exterior walls and floors over unheated areas. In colder climates, consider additional insulation.
2. Infiltration of humid outside air is your heating and cooling system's worst enemy — it could account for 15 to 30% of air conditioning energy requirements. Find the places where air can sneak into the home and plug them with caulking, weather-stripping or plastic. Also, weather-strip and caulk around all entrance doors and windows.
3. Cut heat transfer through your windows by 40 to 50% with double glazing (two panes of glass separated by a sealed air space) and low-e glass.
4. Use wood- or metal-frame storm windows even if single-glazed windows are high quality. The extra layer of glass and the layer of still air will cut heat transfer considerably.

5. Install storm doors at all entrances to your house.
6. Keep all windows and doors closed.
7. Remember that by increasing the glass area, you increase the amount of heat added in summer and lost in winter.
8. Make sure fireplaces have tight-fitting dampers which can be closed when the fireplace is not in use.
9. Invest in a humidifier to conserve energy in winter. The air in your home won't be as dry, so you stay comfortable at a lower temperature setting.

Heating

10. Locate the thermostat on an inside wall away from windows and doors.
11. Set the thermostat as low as comfort permits. Each degree over 68°F can add 3% to the amount of energy needed for heating.
12. People generate heat. So lower the thermostat a degree or two when expecting a large group of guests.

Cooling

13. Set the thermostat as high as comfort will permit.
14. Make sure attics are adequately ventilated to relieve heat buildup. If necessary, improve air flow by adding or enlarging vents.
15. When building a new house or renovating an old one, choose light-colored roof shingles to reflect more of the sun's heat.
16. During moderate weather, don't use the system unnecessarily.
17. Draw blinds or drapes to block the sunlight during the hottest part of the day.
18. Install awnings over windows exposed to direct sunlight.
19. In the cooling season, don't run kitchen and bath exhaust fans longer than necessary.
20. Don't place lamps, TV sets or other heat producing devices beneath a wall-mounted thermostat. Rising heat from the equipment may cause the system to over-cool your house.

Your Outdoor Unit from American Standard Heating & Air Conditioning

LIMITED WARRANTY

AMERICAN STANDARD HEATING & AIR CONDITIONING OUTDOOR UNIT

4A7A3, 4A7A4, 4A7A5, 4A7A6*, 4A7Z0*, 2A7A3, 2A7A4, 2A7A5, 2A7A8, 4A6H3, 4A6H4, 4A6H5, 4A6H6*, 4A6Z0*, 2A6H3, 2A6H4, 2A6H5 & 2A6H8

MODELS LESS THAN 20 TONS FOR RESIDENTIAL USE**

(PARTS ONLY)

This limited warranty is extended by the manufacturer to the original purchaser and to any succeeding owner of the real property to which the American Standard Heating & Air Conditioning Outdoor Unit is originally affixed, and applies to products purchased and retained for use within the U.S.A. and Canada.

Beginning on January 1, 2010, R-22 refrigerant will no longer be used as a manufacturer-installed refrigerant as required by federal regulation. Following this date, depending on the availability of any remaining R-22 equipment, outdoor condenser model replacements may require that the entire system be R-410A compatible. Indoor system components and possibly connecting line sets would need to be replaced in order to be compatible with outdoor units containing R-410A refrigerant. Expenses associated with replacing system components that are not R-410A compatible will not be covered by the terms and conditions of the limited warranty.

The limited warranty period begins when installation is complete and the American Standard Heating & Air Conditioning Outdoor Unit start-up procedure has been properly completed, verified by installer's invoice or similar document. If installation completion and start-up date cannot be verified by installer's invoice or similar document, limited warranty coverage begins six (6) months after the date of manufacture based on the outdoor unit serial number.

If any part of your American Standard Heating & Air Conditioning Outdoor Unit fails because of a manufacturing defect within five years from the date the limited warranty period begins, Warrantor will furnish without charge the required replacement part. Any local transportation, related service labor, diagnosis calls, refrigerant and related items are not included.

*** Additionally, for Models 4A7A60xxC, 4A6H60xxC, 4A7Z0 and 4A6Z0 ONLY:**

If a matched system, an AHRI-certified American Standard Heating & Air Conditioning indoor unit, thermostat, and outdoor unit are installed at the same time, then if any American Standard Heating & Air Conditioning furnished internal functional part of that unit fails because of a manufacturing defect within ten years from the date the limited warranty period begins, American Standard Heating & Air Conditioning will furnish the required replacement part. Any local transportation, related service labor, diagnosis calls, refrigerant and related items are not included. THIS LIMITED WARRANTY IS IN LIEU OF ANY EXPRESS WRITTEN LIMITED WARRANTY ACCOMPANYING ANY OF THE ABOVE INDOOR PRODUCTS.

In addition, if the sealed motor-compressor(s) fail(s) or if the outdoor coil† should become defective, either or both events occurring because of a manufacturing defect within the sixth through tenth year from the date the limited warranty period begins, Warrantor will furnish without charge the required replacement compressor(s) and/or outdoor coil. Any local transportation, related service labor, diagnosis calls, refrigerant and related items are not included.

† NOTE: If your American Standard Heating & Air Conditioning Outdoor Unit is installed within one mile of salt water, including but not limited to seacoasts and inland waterways, models without factory supplied Seacoast Salt Shields require the addition of BAYSEAC001 (Seacoast Kit) at the time of installation. Failure to install the BAYSEAC001 at the time of installation reduces the limited warranty to 5 years only.

This limited warranty does not apply if the American Standard Heating & Air Conditioning Outdoor Unit was purchased direct (i.e. from internet websites or auctions) on an uninstalled basis. Additionally, this limited warranty will not apply unless the American Standard Heating & Air Conditioning Outdoor Unit is: (1) installed by a licensed or qualified HVAC technician, (2) applied and installed in accordance with the manufacturer's recommendations in its Installer's Guide, and (3) in compliance with all industry standards, national, state, and local codes.

This limited warranty does not cover your American Standard Heating & Air Conditioning Outdoor Unit if it is damaged while in your possession; including, but not limited to (1) damage caused by unreasonable use of the American Standard Heating & Air Conditioning Outdoor Unit, (2) damage from failure to properly maintain the American Standard Heating & Air Conditioning Outdoor Unit as set forth in the Use and Care manual (refer to "Proper Maintenance" section), (3) damage that is not considered a manufacturing defect, such as acts of God, malfunctions or failures resulting from fire, water, storms, lightning, earthquake, theft, riot, misuse, abuse, increased utility usage costs, or (4) performance problems due to improper selection / equipment match-up, installation, or application.

This limited warranty applies to product installed on or after 10/1/2001 where product is manufactured after 1/1/2000. This limited warranty is not retroactive to any installations prior to 10/1/2001 or on product produced prior to 2000.

THE LIMITED WARRANTY AND LIABILITY SET FORTH HEREIN ARE IN LIEU OF ALL OTHER WARRANTIES AND LIABILITIES, WHETHER IN CONTRACT OR IN NEGLIGENCE, EXPRESS OR IMPLIED, IN LAW OR IN FACT, INCLUDING IMPLIED WARRANTIES OF MERCHANTABILITY AND FITNESS FOR PARTICULAR USE, AND IN NO EVENT SHALL WARRANTOR BE LIABLE FOR ANY INCIDENTAL OR CONSEQUENTIAL DAMAGES.

Some states do not allow limitations on how long an implied limited warranty lasts or do not allow the exclusion or limitation of incidental or consequential damages, so the above limitation or exclusion may not apply to you. This limited warranty gives you specific legal rights, and you may also have other rights which vary from state to state.

Parts will be provided by our factory organization through an authorized service organization in your area listed in the yellow pages. If you wish further help or information concerning this limited warranty, contact:

Residential Systems
6200 Troup Highway
Tyler, TX 75707
ATTN: Customer Relations
Or visit our web site: www.americanstandardair.com
AW-1021-3308

** This limited warranty is for residential usage of this equipment and not applicable when this equipment is used for a commercial application. A commercial use is any application where the end purchaser uses the product for other than personal, family or household purposes.

Optional Extended Warranty

Optional Extended Warranties are available from the Manufacturer. The Extended Warranty can be purchased from your dealer and is in effect when you have received an Extended Warranty Certificate from American Standard Heating & Air Conditioning. **No additional warranty, either written or implied, is extended by the Manufacturer without an Extended Warranty Certificate from American Standard Heating & Air Conditioning.** If you do not receive your Extended Warranty Certificate within 45 days of purchase, please contact your installing dealer.

Your Outdoor Unit from American Standard Heating & Air Conditioning

LIMITED WARRANTY

AMERICAN STANDARD HEATING & AIR CONDITIONING OUTDOOR UNIT

**4A7A3, 4A7A4, 4A7A5, 4A7A6, 4A7Z0, 2A7A3, 2A7A4, 2A7A5, 2A7A8, 2A7B3, 4A7B3, 2A7C0, 2A7C3, 4A7C3,
2A7M3, 4A6B3, 4A6H3, 4A6H4, 4A6H5, 4A6H6, 4A6Z0, 2A6H3, 2A6H4, 2A6H5, 2A6H8, 2A6B3, 2A6C0, 2A6C3,
2A6M3 & 4A6C3**

**MODELS LESS THAN 20 TONS FOR COMMERCIAL USE*
(PARTS ONLY)**

This limited warranty is extended by the manufacturer to the original purchaser and to any succeeding owner of the real property to which the American Standard Heating & Air Conditioning Outdoor Unit is originally affixed, and applies to products purchased and retained for use within the U.S.A. and Canada.

Beginning on January 1, 2010, R-22 refrigerant will no longer be used as a manufacturer-installed refrigerant as required by federal regulation. Following this date, depending on the availability of any remaining R-22 equipment, outdoor condenser model replacements may require that the entire system be R-410A compatible. Indoor system components and possibly connecting line sets would need to be replaced in order to be compatible with outdoor units containing R-410A refrigerant. Expenses associated with replacing system components that are not R-410A compatible will not be covered by the terms and conditions of the limited warranty.

The limited warranty period begins when installation is complete and the American Standard Heating & Air Conditioning Outdoor Unit start-up procedure has been properly completed, verified by installer's invoice or similar document. If installation completion and start-up date cannot be verified by installer's invoice or similar document, limited warranty coverage begins six (6) months after the date of manufacture based on the outdoor unit serial number.

If any part of your American Standard Heating & Air Conditioning Outdoor Unit fails because of a manufacturing defect within one year from the date the limited warranty period begins, Warrantor will furnish without charge the required replacement part. Any local transportation, related service labor, diagnosis calls, refrigerant and related items are not included.

If the sealed motor-compressor(s) fail(s) or if the outdoor coil should become defective, either or both events occurring because of a manufacturing defect within the second through fifth year from the date the limited warranty period begins, Warrantor will furnish without charge the required replacement compressor(s) and/or outdoor coil. Any local transportation, related service labor, diagnosis calls, refrigerant and related items are not included.

This limited warranty does not apply if the American Standard Heating & Air Conditioning Outdoor Unit was purchased direct (i.e. from internet websites or auctions) on an uninstalled basis. Additionally, this limited warranty will not apply unless the American Standard Heating & Air Conditioning Outdoor Unit is: (1) installed by a licensed or qualified HVAC technician, (2) applied and installed in accordance with the manufacturer's recommendations in its Installer's Guide, and (3) in compliance with all industry standards, national, state, and local codes.

This limited warranty does not cover your American Standard Heating & Air Conditioning Outdoor Unit if it is damaged while in your possession; including, but not limited to (1) damage caused by unreasonable use of the American Standard Heating & Air Conditioning Outdoor Unit, (2) damage from failure to properly maintain the American Standard Heating & Air Conditioning Outdoor Unit as set forth in the Use and Care manual (refer to "Proper Maintenance" section), (3) damage that is not considered a manufacturing defect, such as acts of God, malfunctions or failures resulting from fire, water, storms, lightning, earthquake, theft, riot, misuse, abuse, increased utility usage costs, or (4) performance problems due to improper selection / equipment match-up, installation, or application.

THE LIMITED WARRANTY AND LIABILITY SET FORTH HEREIN ARE IN LIEU OF ALL OTHER WARRANTIES AND LIABILITIES, WHETHER IN CONTRACT OR IN NEGLIGENCE, EXPRESS OR IMPLIED, IN LAW OR IN FACT, INCLUDING IMPLIED WARRANTIES OF MERCHANTABILITY AND FITNESS FOR PARTICULAR USE, AND IN NO EVENT SHALL WARRANTOR BE LIABLE FOR ANY INCIDENTAL OR CONSEQUENTIAL DAMAGES.

Some states do not allow limitations on how long an implied limited warranty lasts or do not allow the exclusion or limitation of incidental or consequential damages, so the above limitation or exclusion may not apply to you. This limited warranty gives you specific legal rights, and you may also have other rights which vary from state to state.

Parts will be provided by our factory organization through an authorized service organization in your area listed in the yellow pages. If you wish further help or information concerning this limited warranty, contact:

Residential Systems
6200 Troup Highway
Tyler, TX 75707
ATTN: Customer Relations
Or visit our web site: www.americanstandardair.com
AW-1024-3308

* This warranty is for commercial usage of this equipment and not applicable when this equipment is used for a residential application. A commercial use is any application where the end purchaser uses the product for other than personal, family or household purposes.

Unplanned repair bills will be a thing of the past!

**Some equipment cannot be covered for more than five (5) years.*

09/08